



WHITELION®

RISE BEYOND

ABOUT US

Established in 2014, Whitelion is dedicated to steadfast growth through constant innovation and regular creation of new solutions to stay ahead. Gadgets like motion sensors and TV sensors to enhance its comprehensive Home Automation solutions with a vision to become India's Number one home automation brand in the realm of Smart Homes.



OUR STORY

Founded in 2014

Whitelion has embarked on an inspiring journey to redefine modern living. Our story is one of relentless innovation and unwavering commitment to creating cutting-edge smart switches and home automation products. Whitelion's passion for transforming traditional living spaces into intelligent, connected world continues to drive us forward, shaping the future of smart home technology

Our Goal

We aim at making your life efficient at Home and Workplace through Automation

1



2



Posh


Quartz

Mocha

THE PURPOSE



Elevate everyday living through innovative smart switches and home automation solutions. We are dedicated to enhancing convenience, boosting energy efficiency, improving safety and security, promoting accessibility, and enabling customization in your living space, all while striving for a greener and more connected world




PREFACE

Amid India's swift socio-economic growth and rising living standards, the real estate sector is experiencing a notable surge. The palpable confluence of urban development, infrastructure evolution, and a heightened demand for modern living solutions is unmistakable.

In the era of rapid technological advancement, the shift from traditional light switches to smart switches and home automation goes beyond a mere upgrade—it's a lifestyle necessity for modern society. This transformation embodies contemporary living, aligning seamlessly with the increasing emphasis on sustainability and convenience. Smart switches offer diverse benefits, including energy savings, enhanced safety, and the luxury of effortless control through touch or voice commands. This cultural shift makes smart switches an integral part of the modern lifestyle, catering to a broad audience rather than just the tech-savvy.

In this dynamic landscape, Whitelion Systems emerges as a beacon of innovation, adapting to the evolving needs of modern society. Our commitment to providing the best products and solutions echoes with the demands of a rapidly changing world. As we embrace the future, Whitelion Systems stands at the forefront, delivering superior home automation solutions that encapsulate the essence of progress and luxury, reflecting a lifestyle necessity for the modern era.





OUR USP_s



Made in India with Global Expertise:

Emphasize the pride and quality assurance that comes with manufacturing in India. We are showcasing a blend of local manufacturing excellence and global technological innovations.



Unmatched Quality:

Excellence in every touch. Experience unparalleled quality with our smart switches



Innovative Solutions:

Innovative aspects of our smart switches, such as energy efficiency, ease of use, and compatibility with various smart home systems



Human Touch:

Our smart switches are designed to respond accurately and exclusively to human touch




Service:


Our commitment goes beyond unmatched after-sales service; we take pride in educating customers about product usage and providing guidance tailored to their specific needs

WHAT

YOU CAN CONTROL




Light



Fan



Curtain




Bell



TV



AC



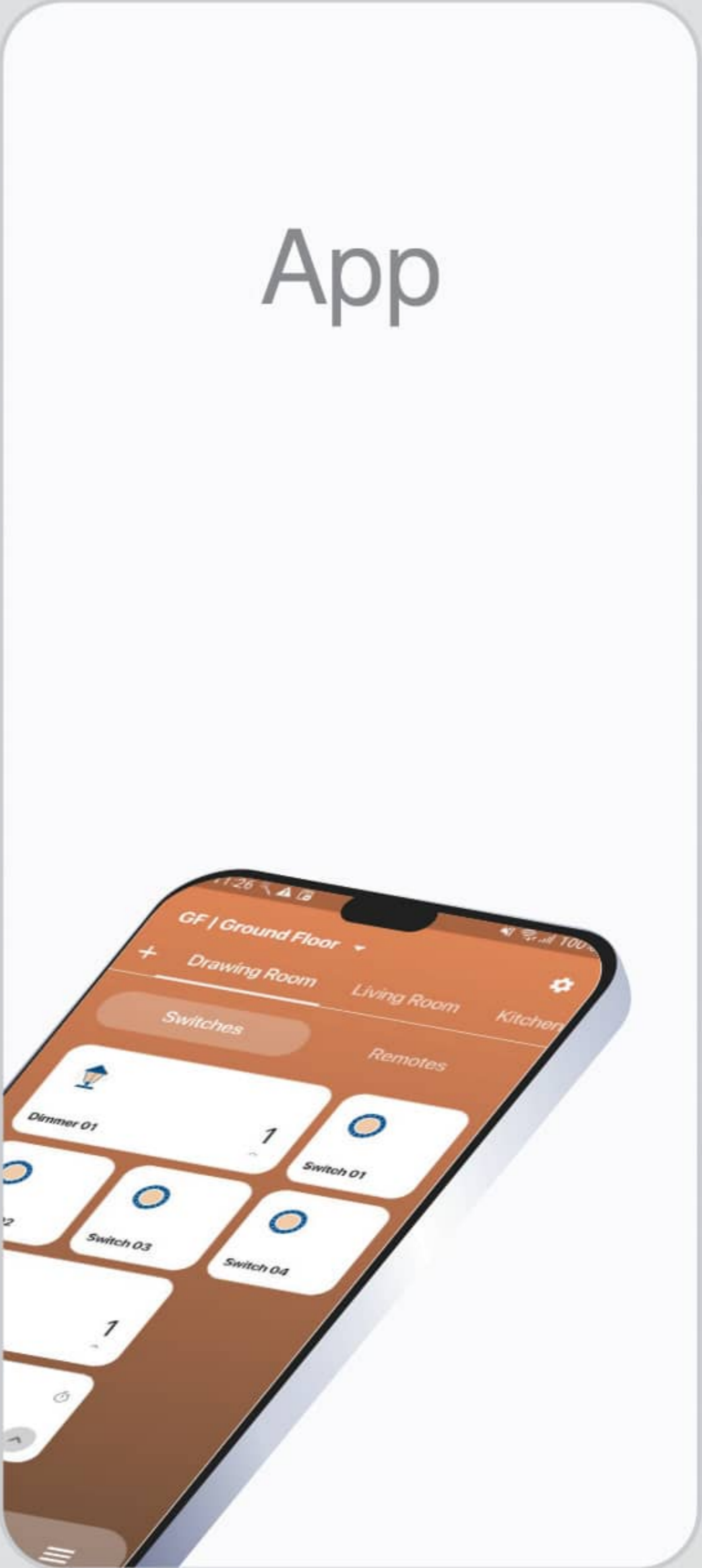


HOW YOU CAN CONTROL




Touch

App



App



Voice

Remote



Remote



AirSensor



MOCHA

SERIES

Smart / Ultra Luxury / Customizable

Discover luxury in the details. Customize and personalize these switches to suit your unique style. Experience the future of home automation as switch icons seamlessly integrate into your walls. Unleash your imagination





Where Luxury Meets
Personalization



Blending Elegance
& Innovation

MATERIALS RANGE

We can create switches from variety of materials to make seamless interior.





QUARTZ

SERIES

Smart / Elegant / Glass Finish

Elevate your space with a frameless Glass Smart switch design. Crafted with real toughened glass, these switches offer a minimalistic look that blends seamlessly into any interior. Embrace sophistication and innovation



Frameless Glass - Elegance Meets Smart Design



Toughened Glass - Aesthetics and Modern Utility Unite

Available in Black & White Color

PRODUCT RANGE



2A



2P16A



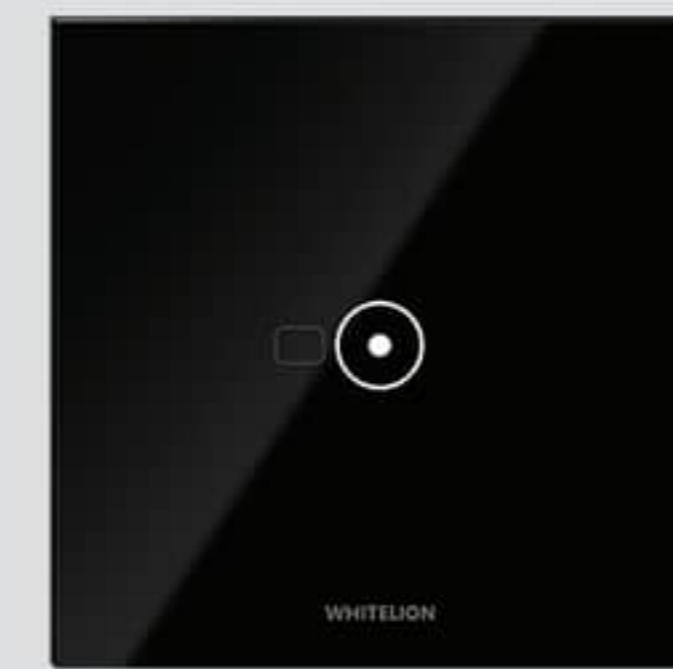
2SDC



2P6A



2M



2I



2C



2SAC




2B



3M



3C



4F




4MP




4IP




4M



6M



8FP



6FP



6MP2



8MP2



6MP




8M



8MP



8F2



6F



8F



POSH SERIES

Smart / Safe / Efficient

Experience affordability paired with elegance. Choose from a wide range of frame and color combinations to complement your decor. Elevate your home automation with style and versatility



Modular Size for
Convenience



Cap Sense Technology for
Feather Touch Experience

Available in Black & White Color

PRODUCT RANGE



2A



2C



2I



2M



2SAC




2B




2SDC




3SC



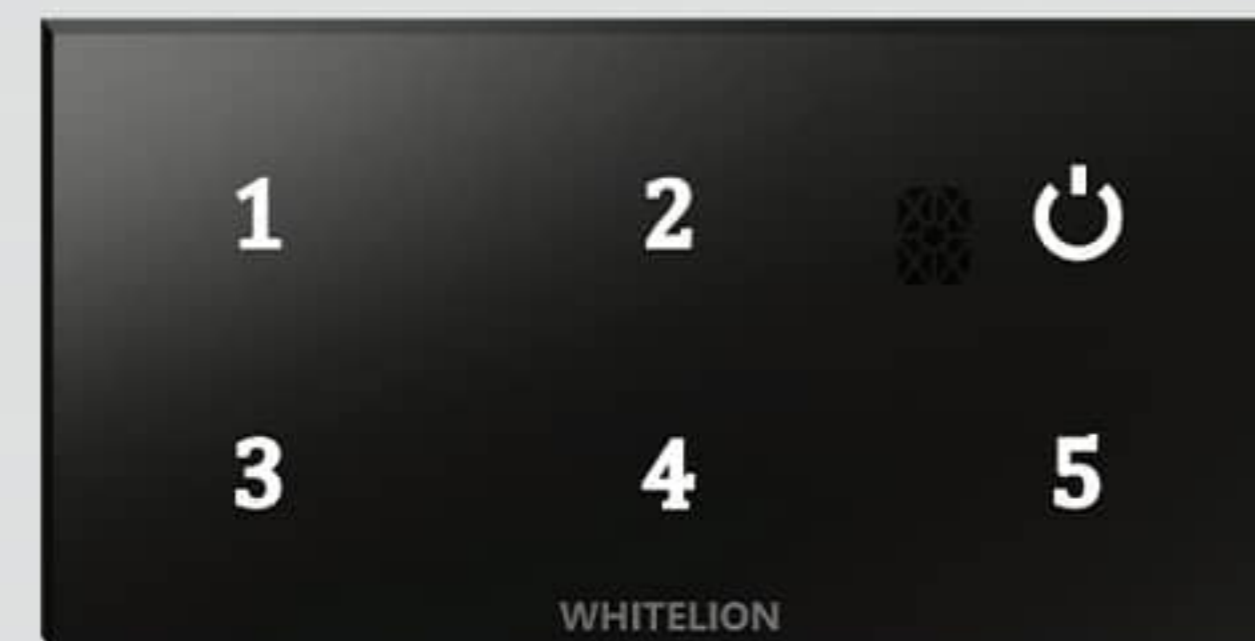
3M



3C




4SC




4M



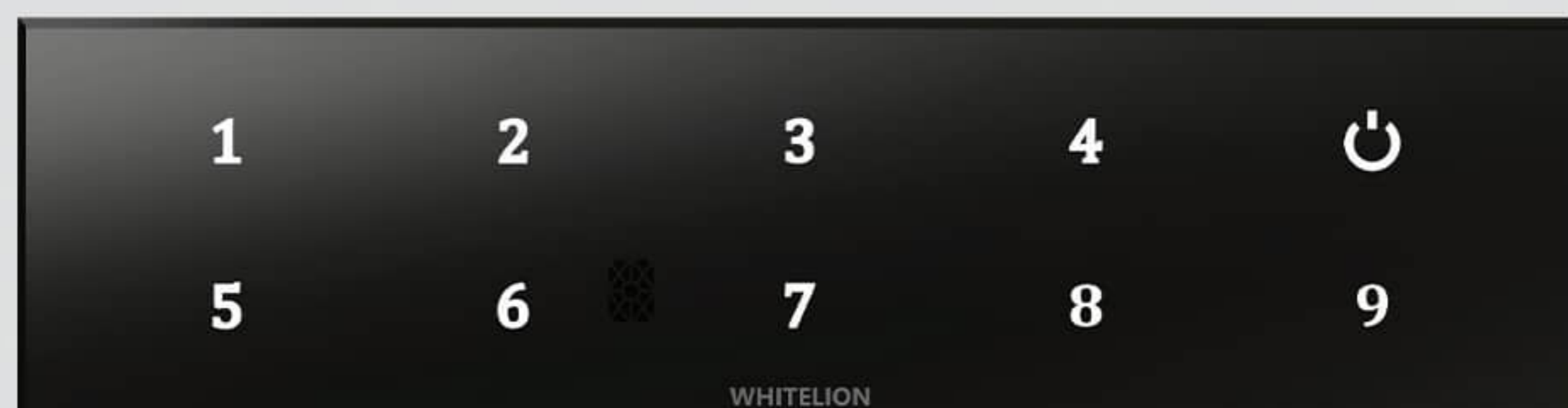
4F




6F



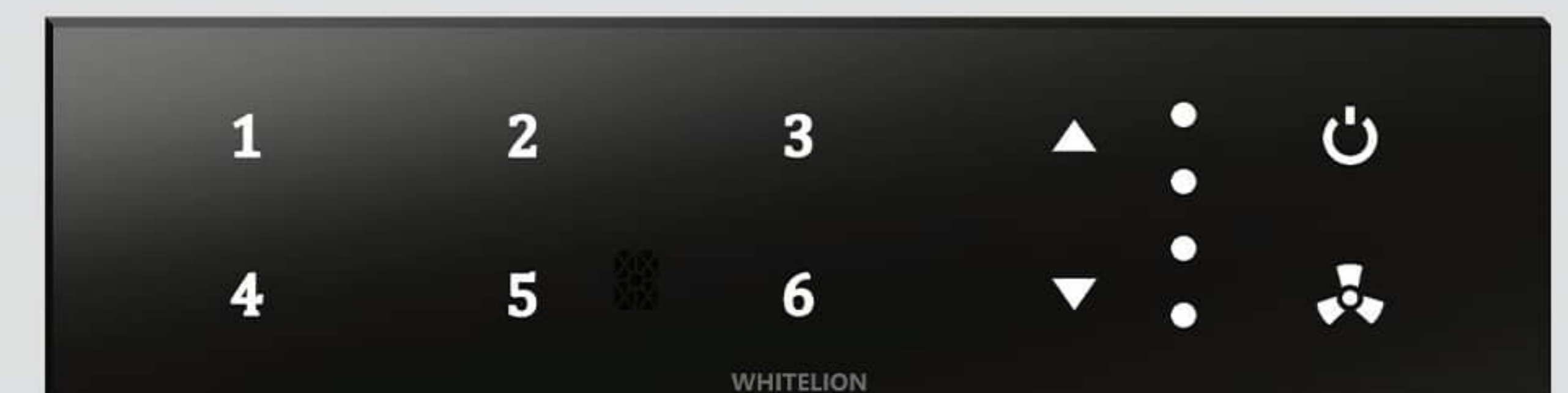
6M



8M



8F2



8F



AIRSENSORS

RANGE

Elegance / Automation / Precision

Experience advanced sensors, effortlessly activating lights in bathrooms, passages, garages, and more. Boasting sleek designs, these sensors blend non-intrusively with luxury interiors. With 360° omnidirectional detection, they guarantee a responsive switch action from any approach. The epitome of elegance meets efficiency



Perfectly Tuned to
Every Luxury Space




Where Sleek Design
Meets Smart Tech

PRODUCT RANGE

Our range of accessories with their specialities



MW.C.101
Motion Sensor



MW.S.102
Motion Sensor

APPLICATIONS



Parking



Bathroom




Garage

SCENE SCENE SCENE

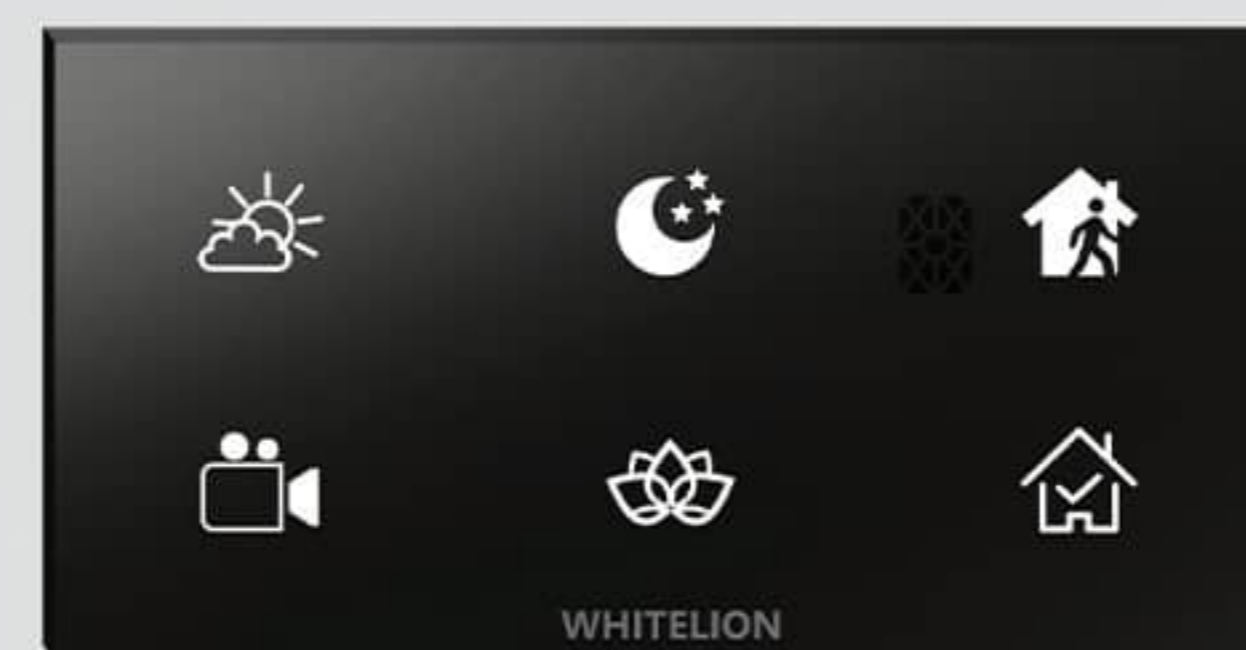
THE HERO SCENE PANEL

Transform everyday moments into perfect scenes. From dimming lights for movie nights to ensuring a cool home upon arrival, tap into a world of automated comfort. Leave for work or settle for sleep with one-click convenience, ensuring lights are just right and doors auto-locked. Experience the future of home automation with Whitelion

Posh series



2SC



3SC

Quartz series



2SC



3SC

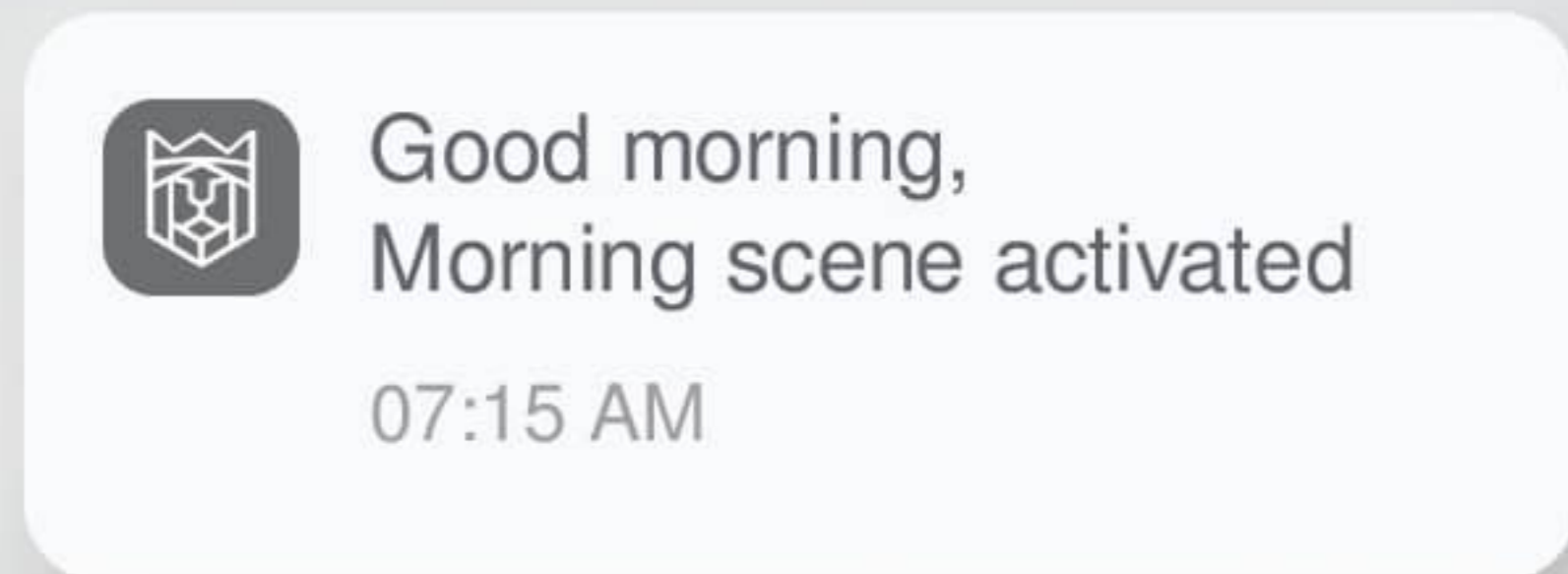
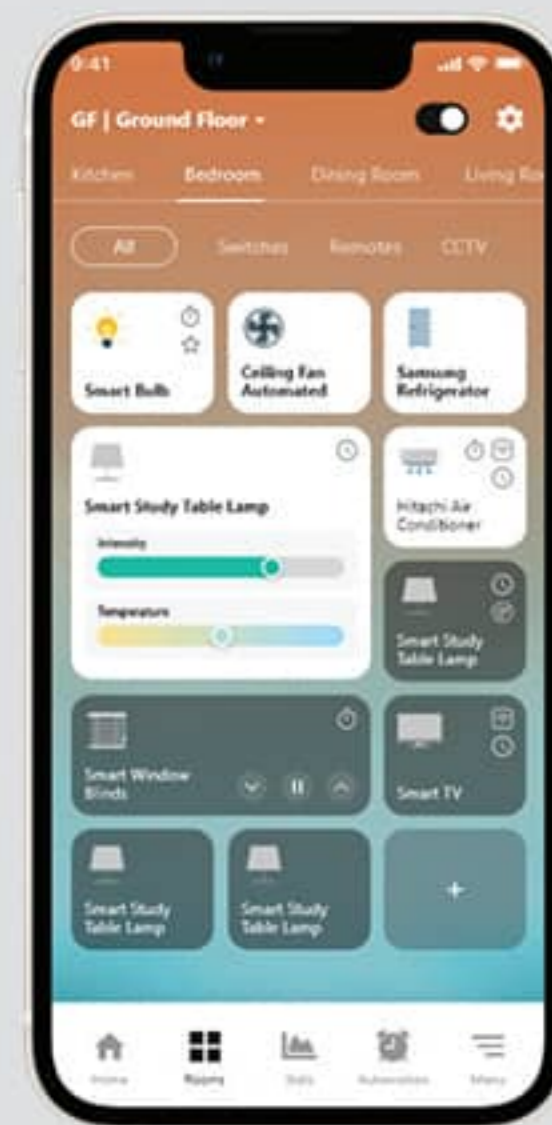


HOW YOU CAN OPERATE SCENE?



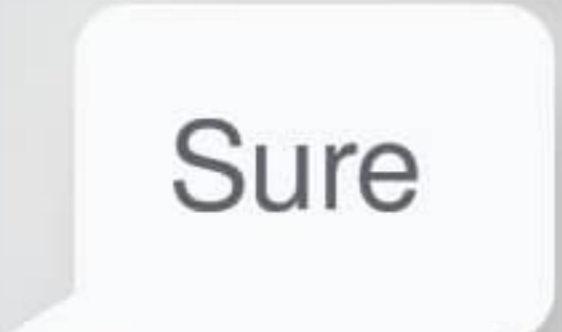
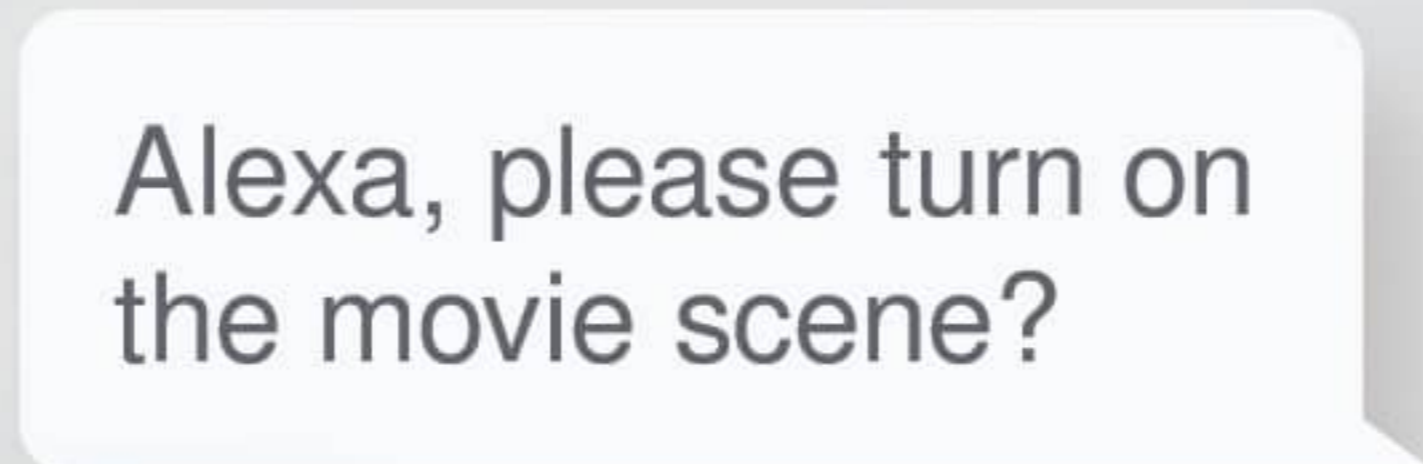
app

Mobile app will execute scene




voice

Use voice command for scene



touch

Simply touch the scene switch




COMPLETING YOUR DAY CYCLE

07:00 AM

Good Morning

Start Your Day Right



09:30 AM

Welcome

Your Sanctuary Awaits



12:30 PM

Entertainment

Effortless Joy






02:00 PM

Powernap

Recharge with Ease



06:00 PM

Relax


Calm and Enjoy



10:30 PM

Good Night

Unwind and Enjoy





HOSPITALITY

SOLUTIONS

Elevate / Innovate / Optimize

Enhance guest experiences with cost-effective solutions, seamlessly integrating voice-controlled customer service. The pinnacle of hospitality innovation



Supreme Guest Experience


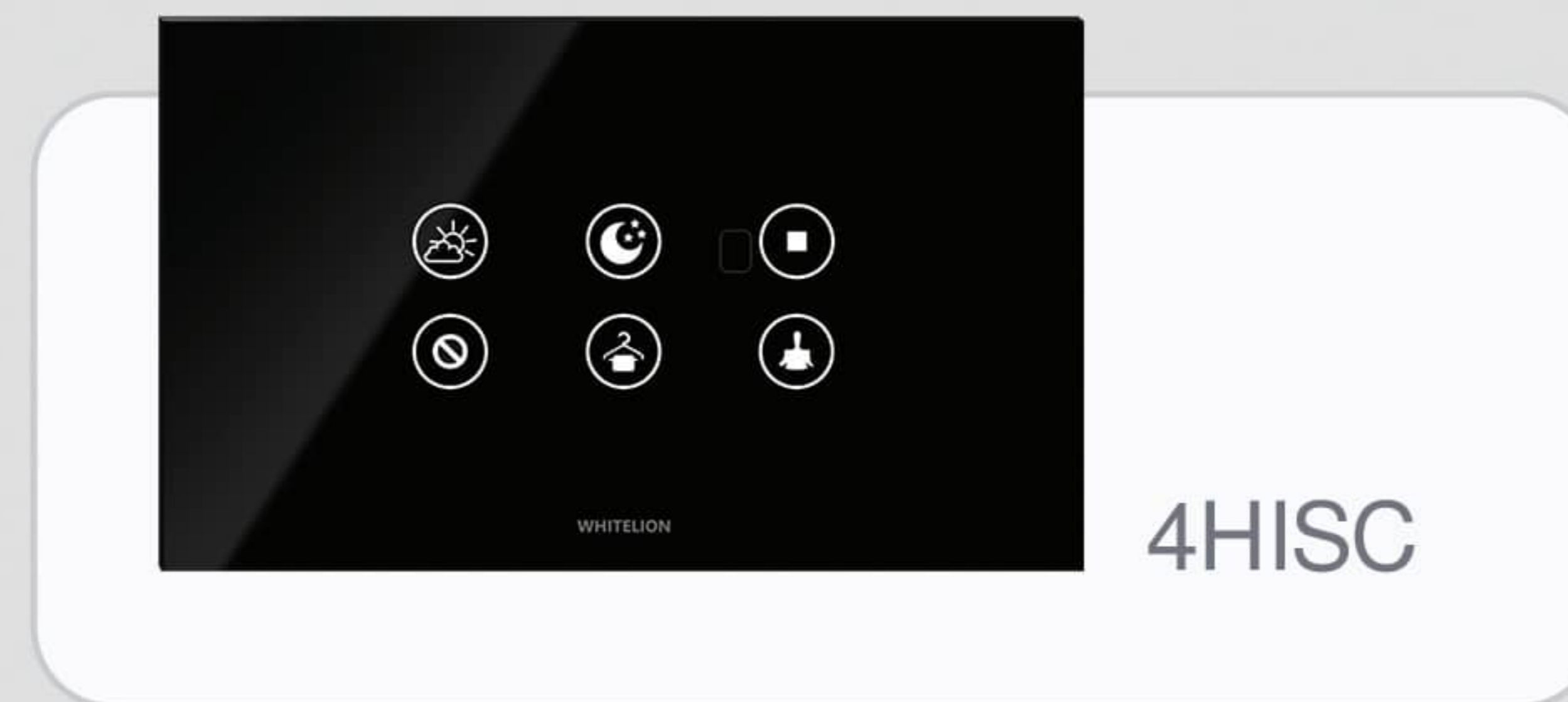
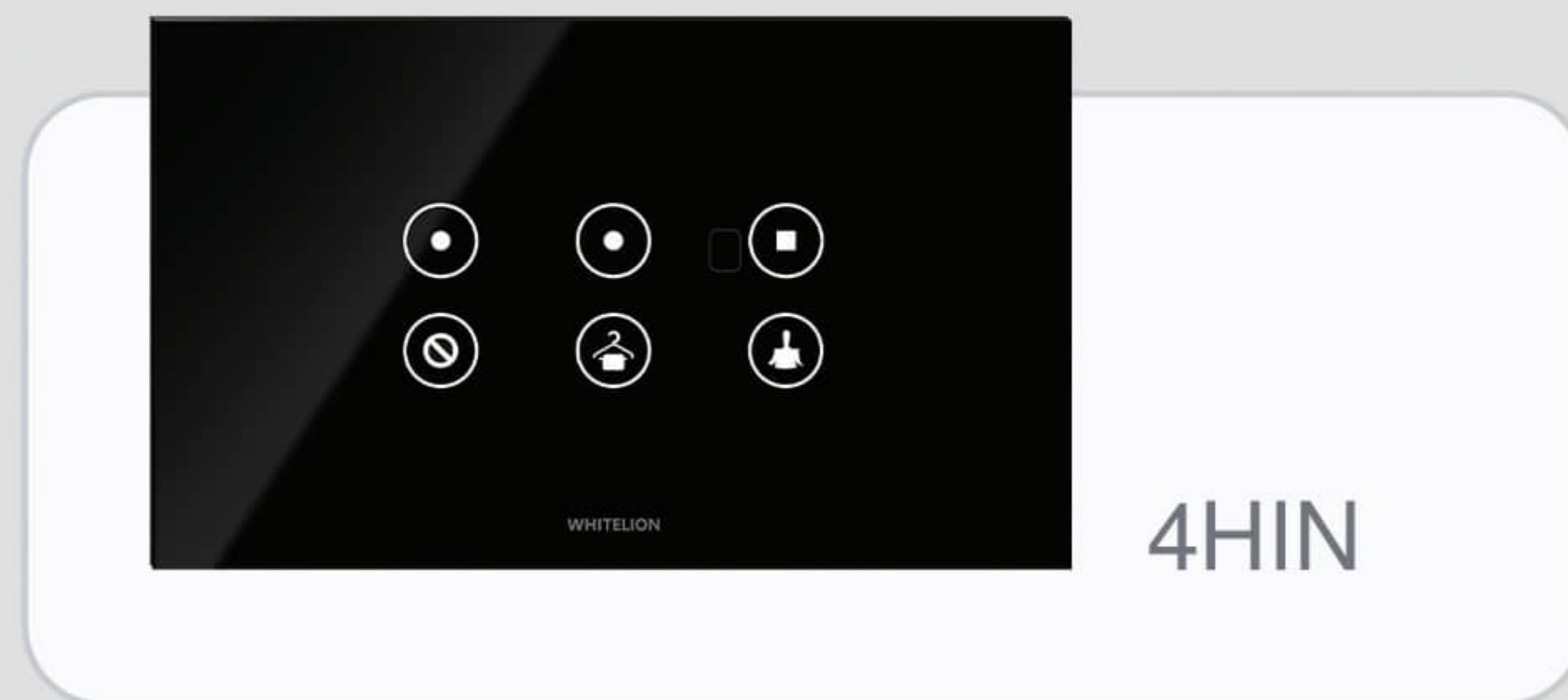


Seamless Integration

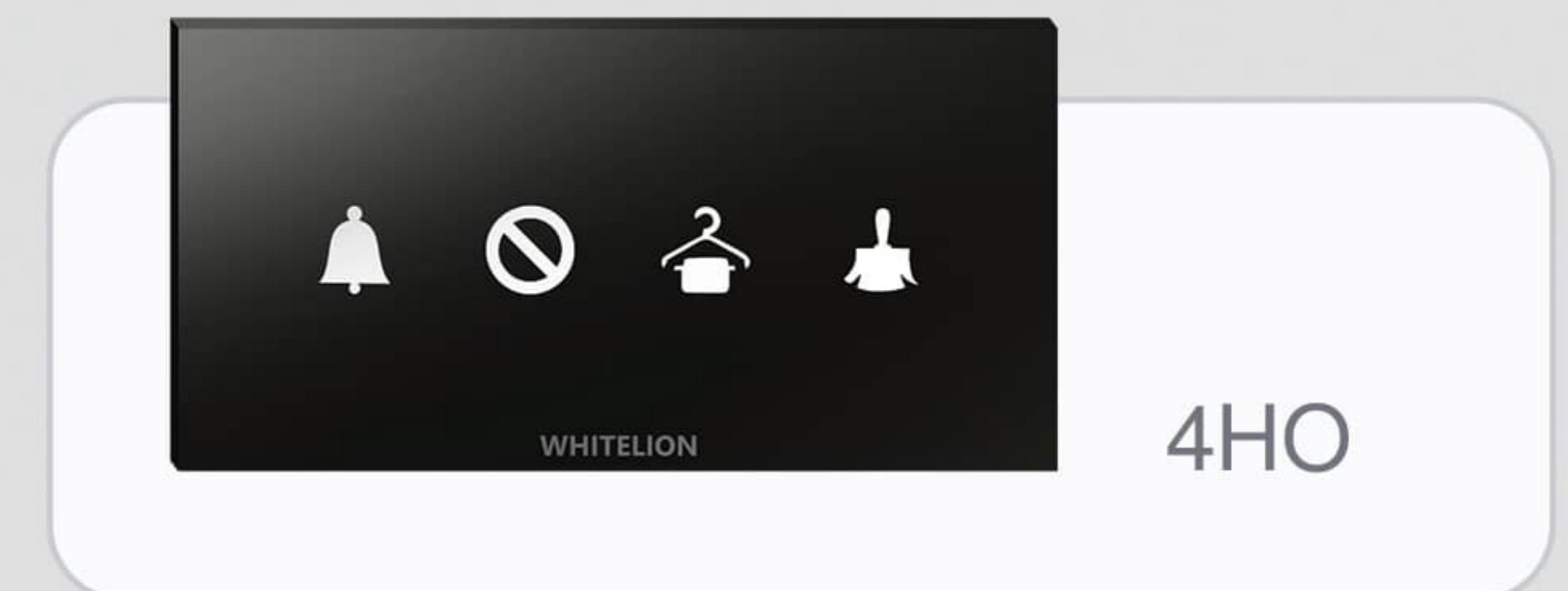
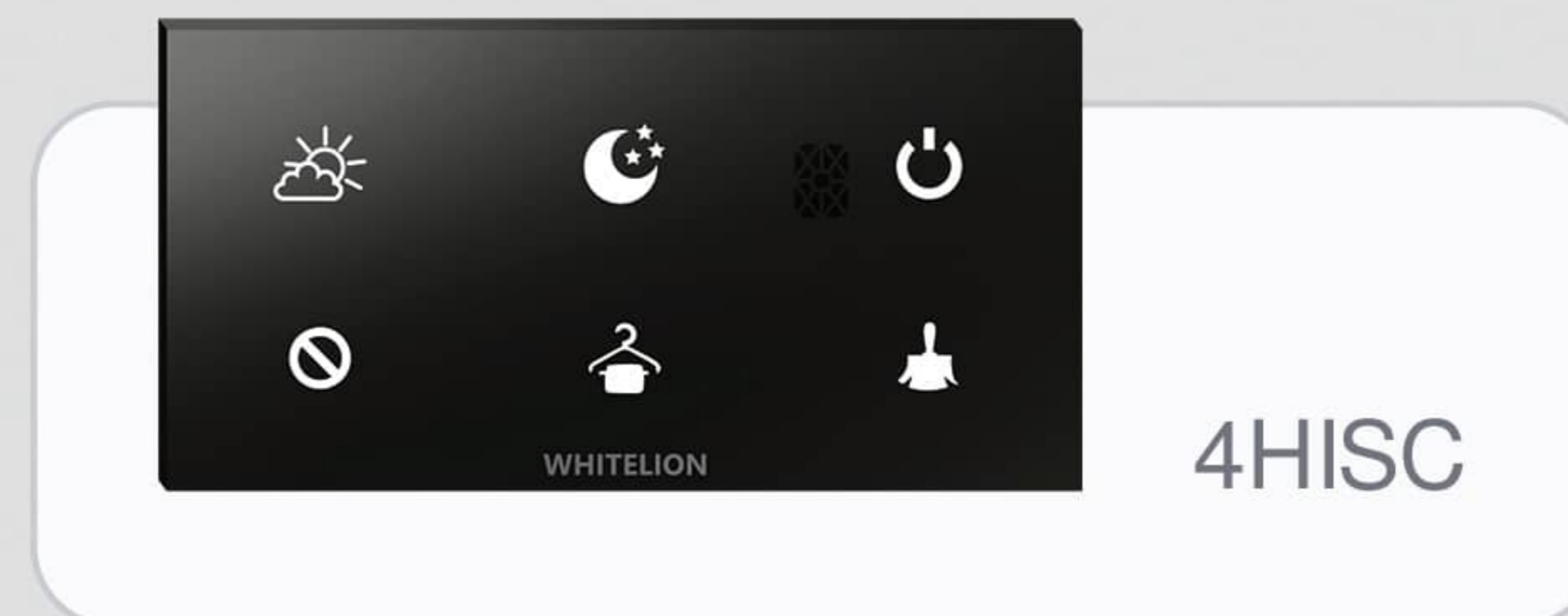
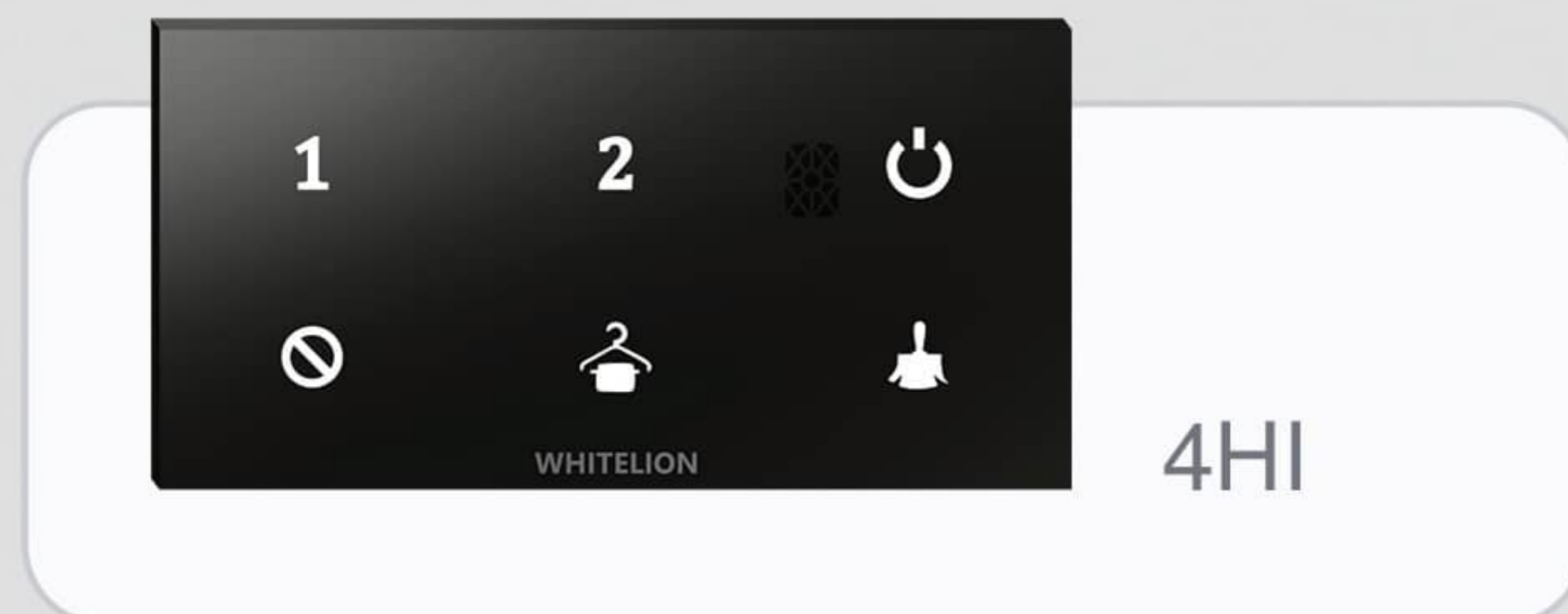
PRODUCT RANGE

Range of hospitality series switches in Posh and Quartz series

Quartz Series



Posh Series





DIMMER

SERIES

Ambiance / Vibe / Efficient

Experience unparalleled mesmerization with Intelligent Dimming Control featuring cutting-edge 0-10V dimming technology by Whitelion. Elevate your ambiance to new heights with precise control and seamless transitions, immersing yourself in a realm of unparalleled lighting mastery



Theatre like dimming
Experience



Fading in-out
as Softly

PRODUCT RANGE

Range of dimmer switches in Posh and Quartz series

COMING SOON


Quartz Series




2S




3S



4S



6S



8S

Posh Series



2S



3S



4S



6S



8S



ACCESSORIES

RANGE

Smart / Secure / Modern

Powering Your World Smartly. Explore our extensive range of innovative accessories, including the High Load, Wi-Fi Chip, Air Blaster, and Smart Remote Control, designed to seamlessly integrate into your life



Fits with ease in
Modular Style



Compatible with
Alexa, Google home

PRODUCT RANGE

Range of accessories crafted by our innovative R&D team



High Load

Say goodbye to big switches for ACs & geysers by simply using the High Load Device



WiFi Chip 2.0

Advance technologies for more connectivity via Wi-Fi network and Whitelion mobile application



Remote Control RC2

Advance IR remote control with long battery life, long range, and easy user keys and functions

Coming Soon



Air Blaster

360 Degree IR Transmission. Control all your IR devices from a single application. Control from Whitelion iOS & Android application. Compatible with Alexa and Google Home

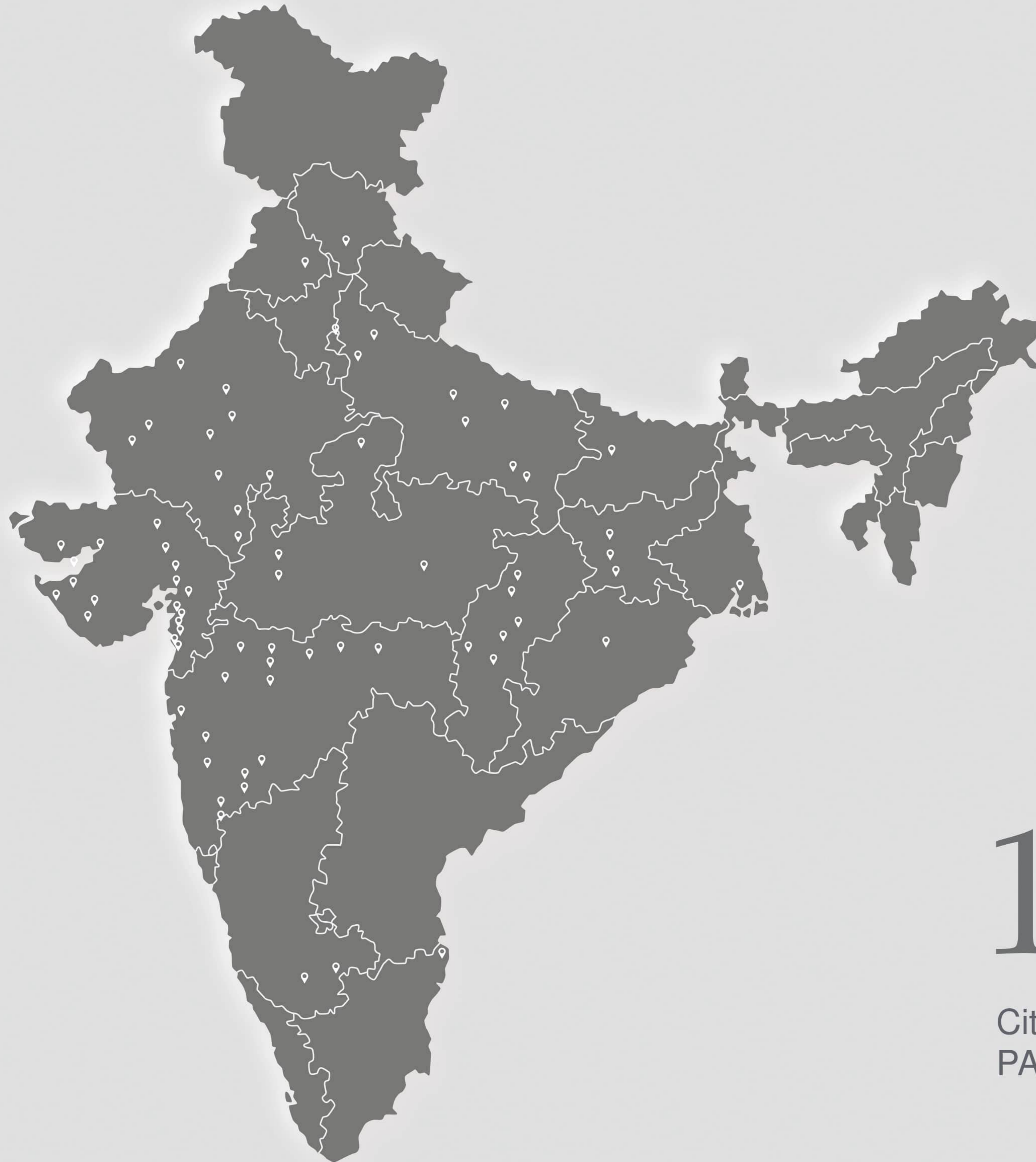
OUR

PRESENCE

90

We are adding a new
Smart Home Customer
Every 90 Minutes

www.whitelion.in



125+

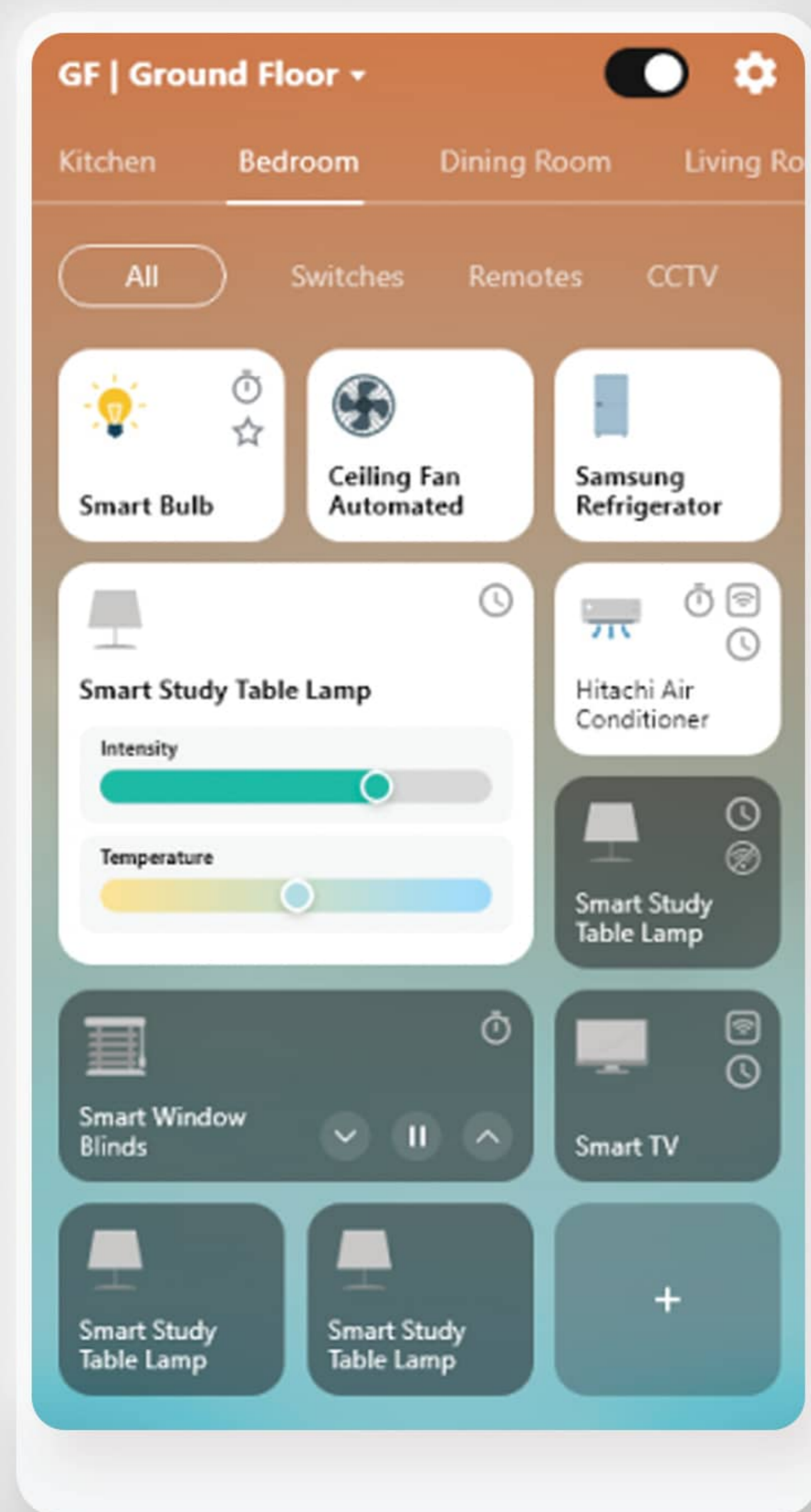
Cities
PAN INDIA

Air Home

INTERACTIVE APP



Download from
App Store



Scene

With our user friendly app, you can operate scenes from single touch via home screen



MORNING
SCENE

- Lights
- Geyser
- Coffee Machine
- TV

Scheduling

You can schedule any switch to be turned on/off as per particular time schedule during the week and enjoy hassle free life

CASE 1



Turn on garage
lights at 06:00 pm

CASE 2



Turn on geyser at
06:30 am

app



Download from
Play Store

COMING SOON

Automation in true sense

We can set particular triggers and program other switches to operate in sync as per the trigger




TRIGGER

Doorbell rang

AUTOMATED
ACTIONS

Turn on Hallway light

Another Action Here



PEOPLE LOVE US

“

Whitelion, which specializes in smart switch manufacturing and is known for excellent services and customer support. I would like to recommend Whitelion for your smarthome

HM

Hardik Modi
Client

“

As an industry expert in home automation, I have seen many products, but Whitelion stands out for its exceptional quality and innovative features. Their smart switches are not only user-friendly but also beautifully designed. They are a leader in the market, setting high standards for the industry

AS

Aditya Sutaria
Architect

“

Touch switch is so helpful for old ages, very good quality product and services

BP

Bhavin Parmar
Client

“

Excellence in smart touch switches. I experience the best in home automation

AA

Adarsh Ahir
Client

“

Working with Whitelion has significantly elevated my architectural projects. Their advanced smart switch solutions and home automation systems integrate seamlessly into the spaces I design, enhancing both aesthetics and functionality. The user experience is intuitive and sophisticated, making Whitelion's products a top choice for my clients

SD

Shailesh Dhanani
Architect

“

Timely service, seamless smart switch functionality, and a feature-rich app for effortless control and enhanced usability. Highly recommended for a smooth, efficient, and satisfying experience

MC

Mihir Chouhan
Client

“

Received fast, on-time service with a smooth-working smart switch. The app control is top-notch, offering a variety of useful functions that enhance the overall experience. Highly satisfied and recommend to others

AR

Ajit Rajput
Client

“

I recently upgraded my home with Whitelion smart switches and I'm thoroughly impressed. The design of these switches is sleek and modern, perfectly complementing my home's aesthetics. Not only do they look great, but the ease of setup was a pleasant surprise. It took just a few minutes to get everything up and running

MM

Mithun Mahamuni
Client

“

One of the standout features for me is the touch responsiveness. It's very smooth and responsive, providing a seamless user experience. Moreover, when it comes to value for money, this product hits the mark perfectly. It's rare to find

AS

Aman Solanki
Client

“

I recently had the pleasure of experiencing Whitelion's home automation services, and I must say, I'm thoroughly impressed! The quality of their service is top-notch

SM

Sanjay Mali
Client

“

The support team is not only highly responsive but also incredibly knowledgeable, providing swift and effective solutions to any queries or issues I've encountered. Their dedication to customer satisfaction is evident

AR

Ashish Rangera
Client



TRUST OF
AIR CARE

7 Years of on site replacement warranty
on manufacturing defects

1st year free of cost replacement

www.whitelion.in/terms-conditions



**Years of
warranty**

Terms & Conditions :



- 1)The warranty starts from the date of purchase or 6 months after manufacturing, whichever is later. It includes free labor, transport, and/or replacement parts for defects in materials or manufacturing faults. The warranty is valid under conditions of normal household or commercial use
- 2)The warranty does not cover minor imperfections that meet design specifications or do not affect functionality. There are no guarantees for satisfaction, performance, or error-free operation. Express or implied warranties, including fitness for a particular purpose and merchantability, are excluded to the extent allowed by law
- 3)To claim the warranty, you must present the original invoice or valid proof of purchase. The warranty does not cover products without registration, with altered or illegible purchase proof. Defects must be reported within 7 days of purchase
- 4)Warranty service is available during operation hours and will be provided on-site or at the customer service center, depending on the warranty type. The warranty will be suspended if the customer defaults on payments to the dealer/retailer/distributor
- 5)The warranty does not cover damage due to external causes, misuse, or unauthorized repairs. If a product part needs repair, it may be replaced with a new or refurbished part. The warranty is non-transferable and valid only for the original owner in India. We reserve the right to charge for services outside the warranty scope and to change the terms without notice

For more
details visit:



*T&C Apply

WHY

CHOOSE US?

Opt Whitelion for unparalleled quality and cutting-edge home automation design. Our customer-centric ethos, combined with global recognition, ensures you experience innovation at its finest. Rely on our end-to-end support and discover top-tier solutions that bring exceptional value to modern homes



WHITELION



Comfort



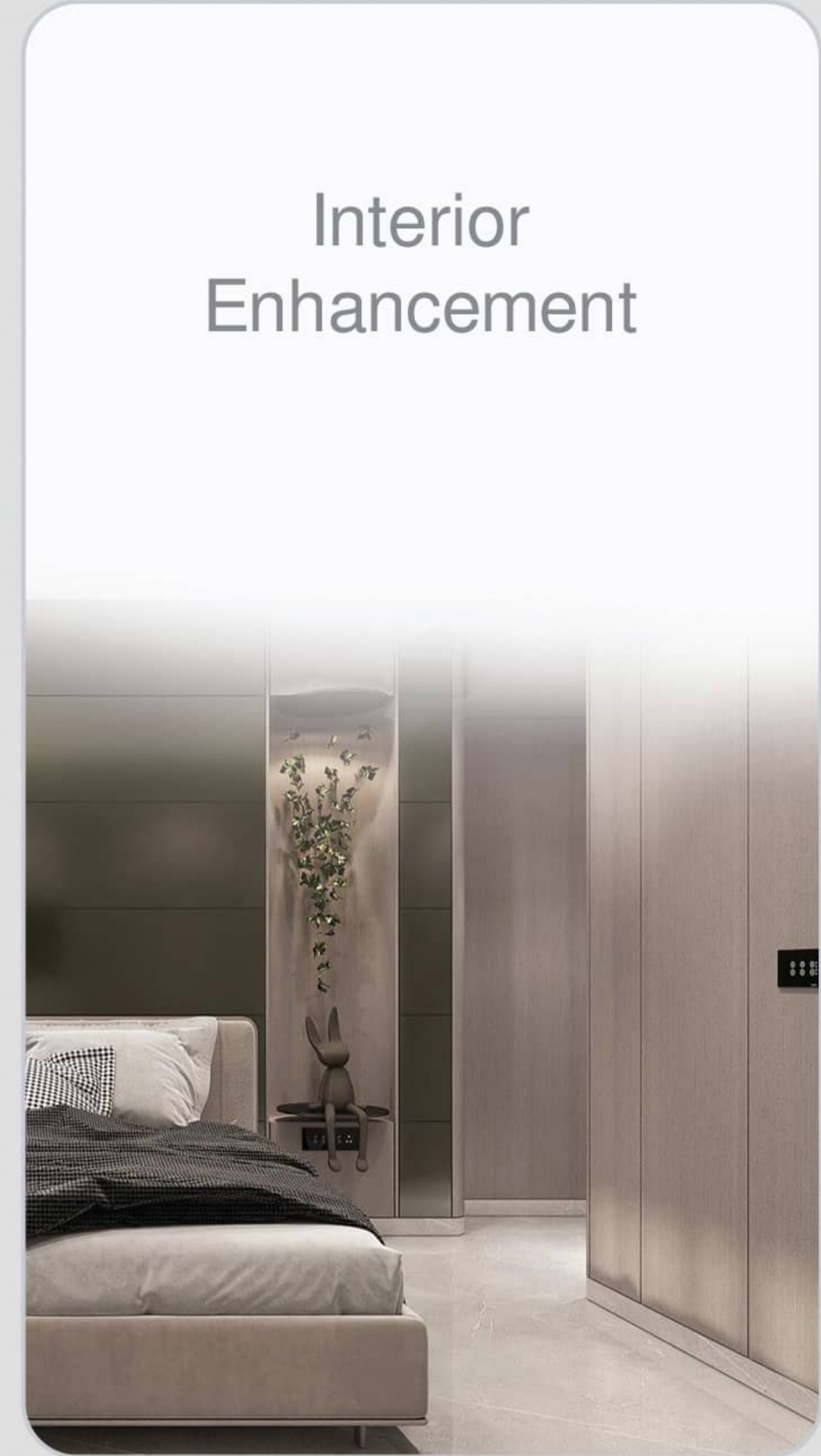
Safety



Luxury



Interior
Enhancement



QUARTZ

TECHNICAL PARAMETERS

Module Name	Description	Input rating	Output channels	Resistive load capacity	Inductive load capacity	Dimensions (Touch) (mm)	Dimensions (Power) (mm)	Standards (testing has been done)
2A	16A, 1 switch	220-240V AC	1	Up to 3000 Watt	Up to 1500 Watt	95 x 95	64 x 46 x 31.51	CE compliance
2B	Bell switch	220-240V AC	1	Up to 1000 Watt	Up to 500 Watt	95 x 95	69 x 45 x 29.5	CE compliance
2C	1 Ch Curtain switch	220-240V AC	1	Up to 1000 Watt	Up to 500 Watt	95 x 95	69 x 45 x 29.5	CE compliance
2I	1 switch	220-240V AC	1	Up to 1000 Watt	Up to 500 Watt	95 x 95	69 x 45 x 29.5	CE compliance
2M	2 switches	220-240V AC	2	Up to 1000 Watt	Up to 500 Watt	95 x 95	69 x 45 x 29.5	CE compliance
2P16A	16A Socket	220-240V AC	-	Up to 3000 Watt	Up to 3000 Watt	95 x 95	NA	-
2P6A	6A Socket	220-240V AC	-	Up to 1000 Watt	Up to 1000 Watt	95 x 95	NA	-
2SAC	1 Ch Phase-cut dimming with 10 steps	220-240V AC	1	Up to 3000 Watt	Up to 1500 Watt	95 x 95	69 x 45 x 29.5	CE compliance
2SDC	1 Ch DC light dimming with 10 steps	220-240V AC	1	Up to 3000 Watt	Up to 1500 Watt	95 x 95	68 x 46.50 x 32	CE compliance
3C	2 Ch Curtain switches	220-240V AC	2	Up to 1000 Watt	Up to 500 Watt	120 x 95	89.5 x 45 x 30	CE compliance
3M	3 switches with 1 master control	220-240V AC	3	Up to 1000 Watt	Up to 500 Watt	120 x 95	73.5 x 45 x 28	CE compliance
3SC	4 buttons scence control	220-240V AC	0	Up to 1000 Watt	Up to 500 Watt	120 x 95	69 x 45 x 29.5	CE compliance
4F	3 switches and 1 fan regulator with 4 speeds and 1 master control	220-240V AC	3	Up to 1000 Watt	Up to 500 Watt	160 x 95	103 x 45 x 33.10	CE compliance
4HIN	2 switches and 3 buttons of hospitality control with 1 master control	220-240V AC	2	Up to 1000 Watt	Up to 500 Watt	160 x 95	100 x 45 x 31	CE compliance
4HISC	2 buttons scence control and 3 buttons of hospitality control with 1 master control	220-240V AC	0	Up to 1000 Watt	Up to 500 Watt	160 x 95	100 x 45 x 31	CE compliance
4HO	1 bell and 3 buttons of hospitality control	220-240V AC	1	Up to 1000 Watt	Up to 500 Watt	160 x 95	73.5 x 45 x 28	CE compliance

All products are available in Black & White Color



2 Way feedback	Technology	Operating Temperature	Product Lifecycle	Compatibility	IP ratings	PCB quality grade
No	CapSense	0°C - 60°C (32°F to 140°F)	50,000 Operations	IR remote, Air Home app, Google Home, Alexa	IP20	UL94 FR4
Yes	CapSense	0°C - 60°C (32°F to 140°F)	1,00,000 Operations	IR remote, Air Home app, Google Home, Alexa	IP20	UL94 FR4
No	CapSense	0°C - 60°C (32°F to 140°F)	1,00,000 Operations	IR remote, Air Home app, Google Home, Alexa	IP20	UL94 FR4
Yes	CapSense	0°C - 60°C (32°F to 140°F)	1,00,000 Operations	IR remote, Air Home app, Google Home, Alexa	IP20	UL94 FR4
Yes	CapSense	0°C - 60°C (32°F to 140°F)	1,00,000 Operations	IR remote, Air Home app, Google Home, Alexa	IP20	UL94 FR4
NA	NA	NA	NA	NA	NA	NA
NA	NA	NA	NA	NA	NA	NA
No	CapSense	0°C - 60°C (32°F to 140°F)	50,000 Operations	IR remote, Air Home app, Google Home, Alexa	IP20	UL94 FR4
No	CapSense	0°C - 60°C (32°F to 140°F)	50,000 Operations	IR remote, Air Home app, Google Home, Alexa	IP20	UL94 FR4
No	CapSense	0°C - 60°C (32°F to 140°F)	1,00,000 Operations	IR remote, Air Home app, Google Home, Alexa	IP20	UL94 FR4
Yes	CapSense	0°C - 60°C (32°F to 140°F)	1,00,000 Operations	IR remote, Air Home app, Google Home, Alexa	IP20	UL94 FR4
No	CapSense	0°C - 60°C (32°F to 140°F)	1,00,000 Operations	IR remote, Air Home app, Google Home, Alexa	IP20	UL94 FR4
Yes	CapSense	0°C - 60°C (32°F to 140°F)	1,00,000 Operations	IR remote, Air Home app, Google Home, Alexa	IP20	UL94 FR4
Yes	CapSense	0°C - 60°C (32°F to 140°F)	1,00,000 Operations	IR remote, Air Home app, Google Home, Alexa	IP20	UL94 FR4
No	CapSense	0°C - 60°C (32°F to 140°F)	1,00,000 Operations	IR remote, Air Home app, Google Home, Alexa	IP20	UL94 FR4
No	CapSense	0°C - 60°C (32°F to 140°F)	1,00,000 Operations	IR remote, Air Home app, Google Home, Alexa	IP20	UL94 FR4

QUARTZ

TECHNICAL PARAMETERS

Module Name	Description	Input rating	Output channels	Resistive load capacity	Inductive load capacity	Dimensions (Touch) (mm)	Dimensions (Power) (mm)	Standards (testing has been done)
4MP	2 switches with plug	220-240V AC	2	Up to 1000 Watt	Up to 500 Watt	160 x 95	69 x 45 x 29.5	CE compliance
4IP	1 switch with plug	220-240V AC	1	Up to 1000 Watt	Up to 500 Watt	160 x 95	69 x 45 x 29.5	CE compliance
4M	5 switches with 1 master control	220-240V AC	5	Up to 1000 Watt	Up to 500 Watt	160 x 95	89.5 x 45 x 30	CE compliance
4SC	6 buttons scene control	220-240V AC	0	Up to 1000 Watt	Up to 500 Watt	160 x 95	69 x 45 x 29.5	CE compliance
6F	5 switches and 1 fan regulator with 4 speeds and 1 master control	220-240V AC	5	Up to 1000 Watt	Up to 500 Watt	255 x 95	123 x 45 x 29.5	CE compliance
6FP	2 switches, 1 fan regulator with 4 speeds, one plug and 1 master control	220-240V AC	3	Up to 1000 Watt	Up to 500 Watt	255 x 95	103 x 45 x 33.10	CE compliance
6M	7 switches with 1 master control	220-240V AC	7	Up to 1000 Watt	Up to 500 Watt	255 x 95	115 x 45 x 31	CE compliance
6MP	5 switches, 1 plug and 1 master control	220-240V AC	5	Up to 1000 Watt	Up to 500 Watt	255 x 95	89.5 x 45 x 30	CE compliance
6MP2	2 switches and 2 plugs	220-240V AC	2	Up to 1000 Watt	Up to 500 Watt	255 x 95	69 x 45 x 29.5	CE compliance
8F	6 switches and 1 fan regulator with 4 speeds and 1 master control	220-240V AC	7	Up to 1000 Watt	Up to 500 Watt	255 x 95	163 x 30 x 44.81	CE compliance
8F2	3 switches and 2 fan regulators with 4 speeds and 1 master control	220-240V AC	5	Up to 1000 Watt	Up to 500 Watt	255 x 95	183 x 45 x 33	CE compliance
8FP	4 switches, 1 fan regulator with 4 speeds, one plug and 1 master control	220-240V AC	5	Up to 1000 Watt	Up to 500 Watt	255 x 95	123 x 45 x 29.5	CE compliance
8M	9 switches with 1 master control	220-240V AC	9	Up to 1000 Watt	Up to 500 Watt	255 x 95	146 x 45 x 28	CE compliance
8MP	7 switches, 1 plug and 1 master control	220-240V AC	7	Up to 1000 Watt	Up to 500 Watt	255 x 95	115 x 45 x 31	CE compliance
8MP2	5 switches, 1 plug and 1 master control	220-240V AC	5	Up to 1000 Watt	Up to 500 Watt	255 x 95	89.5 x 45 x 30	CE compliance

POSH

TECHNICAL PARAMETERS

Module Name	Description	Input rating	Output channels	Resistive load capacity	Inductive load capacity	Dimensions (Touch) (mm)	Dimensions (Power) (mm)	Standards (testing has been done)
2A	16A, 1 switch	220-240V AC	1	Up to 3000 Watt	Up to 1500 Watt	45 x 45	64 x 46 x 31.51	CE compliance
2B	Bell switch	220-240V AC	1	Up to 1000 Watt	Up to 500 Watt	45 x 45	69 x 45 x 29.5	CE compliance
2C	1 Ch Curtain switch	220-240V AC	1	Up to 1000 Watt	Up to 500 Watt	45 x 45	69 x 45 x 29.5	CE compliance
2I	1 switch	220-240V AC	1	Up to 1000 Watt	Up to 500 Watt	45 x 45	69 x 45 x 29.5	CE compliance
2M	2 switches	220-240V AC	2	Up to 1000 Watt	Up to 500 Watt	45 x 45	69 x 45 x 29.5	CE compliance
2SAC	1 Ch Phase-cut dimming with 10 steps	220-240V AC	1	Up to 3000 Watt	Up to 1500 Watt	45 x 45	69 x 45 x 29.5	CE compliance
2SDC	1 Ch DC light dimming with 10 steps	220-240V AC	1	Up to 3000 Watt	Up to 1500 Watt	45 x 45	68 x 46.50 x 32	CE compliance
3C	2 Ch Curtain switches	220-240V AC	2	Up to 1000 Watt	Up to 500 Watt	67.5 x 45	89.5 x 45 x 30	CE compliance
3M	3 switches with 1 master control	220-240V AC	3	Up to 1000 Watt	Up to 500 Watt	67.5 x 45	73.5 x 45 x 28	CE compliance
3SC	4 buttons scene control	220-240V AC	0	NA	NA	67.5 x 45	69 x 45 x 29.5	CE compliance
4F	3 switches and 1 fan regulator with 4 speeds and 1 master control	220-240V AC	3	Up to 1000 Watt	Up to 500 Watt	90 x 45	103 x 45 x 33.10	CE compliance

All products are available in Black & White Color



2 Way feedback	Technology	Operating Temperature	Product lifecycle	Compatibility	IP ratings	PCB quality grade
No	CapSense	0°C - 60°C (32°F to 140°F)	50,000 Operations	IR remote, Air Home app, Google Home, Alexa	IP20	UL94 FR4
Yes	CapSense	0°C - 60°C (32°F to 140°F)	1,00,000 Operations	IR remote, Air Home app, Google Home, Alexa	IP20	UL94 FR4
No	CapSense	0°C - 60°C (32°F to 140°F)	1,00,000 Operations	IR remote, Air Home app, Google Home, Alexa	IP20	UL94 FR4
Yes	CapSense	0°C - 60°C (32°F to 140°F)	1,00,000 Operations	IR remote, Air Home app, Google Home, Alexa	IP20	UL94 FR4
Yes	CapSense	0°C - 60°C (32°F to 140°F)	1,00,000 Operations	IR remote, Air Home app, Google Home, Alexa	IP20	UL94 FR4
No	CapSense	0°C - 60°C (32°F to 140°F)	50,000 Operations	IR remote, Air Home app, Google Home, Alexa	IP20	UL94 FR4
No	CapSense	0°C - 60°C (32°F to 140°F)	50,000 Operations	IR remote, Air Home app, Google Home, Alexa	IP20	UL94 FR4
No	CapSense	0°C - 60°C (32°F to 140°F)	1,00,000 Operations	IR remote, Air Home app, Google Home, Alexa	IP20	UL94 FR4
Yes	CapSense	0°C - 60°C (32°F to 140°F)	1,00,000 Operations	IR remote, Air Home app, Google Home, Alexa	IP20	UL94 FR4
No	CapSense	0°C - 60°C (32°F to 140°F)	1,00,000 Operations	IR remote, Air Home app, Google Home, Alexa	IP20	UL94 FR4
Yes	CapSense	0°C - 60°C (32°F to 140°F)	1,00,000 Operations	IR remote, Air Home app, Google Home, Alexa	IP20	UL94 FR4

POSH

TECHNICAL PARAMETERS

Module Name	Description	Input rating	Output channels	Resistive load capacity	Inductive load capacity	Dimensions (Touch) (mm)	Dimensions (Power) (mm)	Standards (testing has been done)
4HIN	2 switches and 3 buttons of hospitality control with 1 master control	220-240V AC	2	Up to 1000 Watt	Up to 500 Watt	90 x 45	100 x 45 x 31	CE compliance
4HISC	2 buttons scene control and 3 buttons of hospitality control with 1 master control	220-240V AC	0	NA	NA	90 x 45	100 x 45 x 31	CE compliance
4HO	1 bell and 3 buttons of hospitality control	220-240V AC	1	Up to 1000 Watt	Up to 500 Watt	90 x 45	73.5 x 45 x 28	CE compliance
4M	5 switches with 1 master control	220-240V AC	5	Up to 1000 Watt	Up to 500 Watt	90 x 45	89.5 x 45 x 30	CE compliance
4SC	6 scene control	220-240V AC	0	NA	NA	90 x 45	69 x 45 x 29.5	CE compliance
6F	5 switches and 1 fan regulator with 4 speeds and 1 master control	220-240V AC	5	Up to 1000 Watt	Up to 500 Watt	135 x 45	123 x 45 x 29.5	CE compliance
6M	7 switches with 1 master control	220-240V AC	7	Up to 1000 Watt	Up to 500 Watt	135 x 45	115 x 45 x 31	CE compliance
8F	6 switches and 1 fan regulator with 4 speeds and 1 master control	220-240V AC	7	Up to 1000 Watt	Up to 500 Watt	180 x 45	163 x 30 x 44.81	CE compliance
8F2	3 switches and 2 fan regulators with 4 speeds and 1 master control	220-240V AC	5	Up to 1000 Watt	Up to 500 Watt	180 x 45	183 x 45 x 33	CE compliance
8M	9 switches with 1 master control	220-240V AC	9	Up to 1000 Watt	Up to 500 Watt	180 x 45	146 x 45 x 28	CE compliance



HOME WITH SENSES



WHITELION®
RISE BEYOND

○ Union Heights, B-Wing, 8th Floor, Opp. Rahul Raj Mall, Besides Lalbhai Contractor Stadium, Maharana Pratap Road, Piplod, Surat-395 007

○ Website : www.whitelion.in
Email : info@whitelion.in

○ [f / facebook.com/whiteliongrp](https://www.facebook.com/whiteliongrp) [📷 / instagram.com/whitelion.in](https://www.instagram.com/whitelion.in) [X / twitter.com/WHITELION_IN](https://twitter.com/WHITELION_IN)