



**BUILT
FOR LIFE**

FANS | 2023



Bajaj Electricals has been synonymous with durability and reliability for decades.

It's an ethos that's at the root of our design approach and product innovation. Our deep understanding of your evolving needs means that our fans suit your lifestyle and enhance the appeal of your home decor. But our fans don't just look better, they're also rugged and super efficient.

And it's exactly because we understand the demands of modern lifestyles, that our products are high endurance and low maintenance

In short, Bajaj Fans are BUILT FOR LIFE. You'll find that our wide range of fans deliver superior functioning, and offer a never-ending list of exceptional features. High-efficiency. High-speed. Energy savings. Rugged build. A modern and aesthetic design. A longer life, and more.

Take a closer look.

The sleek Bajaj Tempesta and Novella Fans have a transcendental appeal, and are developed with the finest of technology and design.

Super efficient Bajaj Ceiling Fans with stylish designs are taken to, literally, a level above. It's the same underlying theme that silently wafts through our Table, Pedestal, Wall and Exhaust fans. Indeed, you won't fail to be impressed by our Nuvo, Dominus and Jefe Smart fans.

And then you'll be equally impressed by our dedication to customer experience and convenience. So, bring home a Bajaj Fan - or more - today. And don't forget that the exciting colours and contemporary look of our exceptional performers will bring an inspiring, captivating, and fabulous look to your home. And even years later, you'll be glad you bought them every time you switch them on.



WHAT MAKES BAJAJ FANS SO **DURABLE?**

The secret behind the legendary Bajaj durability is a simple insight: You don't give up. So, why should your fan?



**3 YEAR
PRODUCT
WARRANTY**

**ThermaTuff
Technology™****

It focuses on the 3 critical components of the motor and harnesses the latest technology to make Bajaj fan a high-enduring and super-durable machine.



AutoHeal™ Capacitor
(1.5X Longer Warranty)

The capacitor makes a fan start and spin. And because we've imbued ours with the smart ability to fix itself, it outlasts and outlives regular capacitor.



SurgeProtekt™ Motor
(Surge Protection Upto 5kV#)

Considering voltage fluctuations are part of our life, how can we not protect our motors from them? Bajaj Fan motors handle surges up to an incredible 5kV.



Corrosafe™ Lacquer
(Anti Corrosive## Protection with 1.5X Longer Warranty)

Our motor comes with Anti-corrosive Lacquer for longer motor Life



Scan here
to know more about
ThermaTuff Technology™**

Bajaj Fans are Super Tough as they are built to endure and **BUILT FOR LIFE.**

**Terms and conditions apply. Please turn to page no. '200' for detailed T&C of the features.

INDEX

PREMIUM FANS

Page No. 15

ENERGY EFFICIENT BLDC FANS

Page No. 45

ECONOMY FANS

Page No. 59

SUB-ECONOMY FANS

Page No. 79

SMALL FANS

Page No. 95

LIFESTYLE FANS

Page No. 103

TOWER FANS

Page No. 109

PEDESTAL FANS

Page No. 111

WALL FANS

Page No. 131

TABLE FANS

Page No. 145

PERSONAL FANS

Page No. 159

DOMESTIC EXHAUST

Page No. 171

AIR CIRCULATOR

Page No. 185

INDUSTRIAL EXHAUST

Page No. 191

FEATURES AND SPECIFICATIONS GUIDE

CONSTRUCTION



Anti-viral Coating

Anti-viral coating on the metal body against specified virus



Anti-bacterial Coating

Anti-bacterial coating on the metal part against the most common bacteria



Anti-corrosive Aluminium Blades and Body

Long life



AutoHeal™ Capacitor

A capacitor makes a fan start and spin. It outlasts and outlives regular capacitor.



Bye-Bye Dust

Advanced polymer technology results in >90% reduction in dust retention



Corrosafe™ Lacquer

Our motor comes with anti-corrosive lacquer for longer motor life



Double Ball Bearing

Increases load bearing capacity and durability



Heavy Metal Body Base

Heavy metal body base for stability



ISI MARK



Lightweight and Portable

Easy to shift based on the need



Overload Thermal Protector for Safety

Acts as a fuse and protects the motor from damage



Remote Control

Provides ease of operation



SurgeProtekt™ Motor

Bajaj fan motors handle surges upto an incredible 5kV.



Strong 14-pole and Copper Motor

Longer life and consistent performance



Strong Metal Body

Strong metal body for longer life



Strong SAN Blades

Consistent air delivery and zero warp from air pressure even over time



Silent BLDC Motor

Low noise and less power consumption



Superior Grade Aluminium Blades

Increases durability and makes the body lighter



Timer

Set timing for convenience



100% Copper Motor

Longer life & consistent performance

PERFORMANCE



Excellent Performance at Low Voltage

Provides performance even at 180v
(300 RPM and air delivery 200 CMM)



Energy-efficient Performance

Provides better performance
and consumes less power



Ergonomic Control Panels

Speed and swing controls designed
for ease of use



Easy to Mount

Mountable on glass panel



Energy Saver

Saves electricity by consuming less power



High Speed Decorative Fan

High speed fan with decorative ornament
for enhanced aesthetics and performance



High Air Delivery

Improves the feel of air with higher
air delivery



High Speed

Provides high RPM for Quick Comfort
(Ceiling Fan: > 360 RPM all other
Category Fans: > 2000 RPM)



High Air Thrust

Experience high blast of air



Insect Protection

Protection from Insects



Petal Shaped Blades

Unique petal shaped blades to enhance
aesthetics and complement décor



Pre-set Timer

Better control and convenience



Quick-start High Torque Motor

Provides instant comfort by achieving
high performance quickly



Rust-proof Body

Light and rust-proof body for durability



Ribbed Blades

Improves blade stability



Speed Regulation

Speed selection for optimum air throw
efficiency, thus better comfort



Slim Design

For clean aesthetics



Silent Operation

High-efficiency without the air cutting sound

PERFORMANCE



Strong Airflow 14 M/S

For quick comfort



Tough Blower

Quick comfort



Warranty on Product

Details about the product warranty



3 Speed Levels

3 speed selection for optimum air throw
efficiency, thus resulting in better comfort



7 Hours Battery Back-up

Useful during power cuts

DESIGN



Angular Blades

For improved air delivery



Aerodynamically Balanced Blade

For reduced drag resistance and
improved air delivery



Aerodynamically Designed 18 Blades

For silent operation



Air Freshener Pocket

For pleasant fragrance



BreezeMode

Auto speed change for natural breeze



Built-in Timer

2 & 6 Hrs



Constant Speed between 130V to 280V

Provides consistent performance
between 130V to 280V



Consumes only 6W at Speed 1

Energy Saver



Double Sided Washable Filter

For cleaner air



Ergonomically Designed Controls

For ease of use



Easy Installation

Hassle-free installation



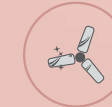
Full Aluminium Body

Rust-proof and long life



Horizontal and Vertical Oscillation

Better control of air flow



IMD In-mould Decorative Element




To enhance the room decor











Light Intensity and Colour Change














Change the light intensity and colour
at the touch of a button

DESIGN

- 
Memory Function
Resumes at last speed setting even after power cut
- 
Movement Sensor
Fan operations based on human presence
- 
Multi-function Clip
Ease of use
- 
Motorised Open/ close Louvre Operation
Electronic control for convenience
- 
On Ceiling
Can be installed on ceiling
- 
On Wall
Can be installed on wall
- 
Room Temperature Display
Ambient temperature display
- 
Rotating Grill
Aesthetically appealing
- 
Rotary Switch
Ease of operations

- 
Touch Panel Control
Sleek and contemporary
- 
Table-cum-Pedestal
Multi-function
- 
USB Charging
Easy to charge
- 
Unique Metallized Deco Trims on Motor and Blades
To enhance the decor of the room
- 
Vibrant New Colours
Refreshed colour options
- 
Wide Blades
For better air delivery
- 
3-step Height-adjustment
Multi-function usage
- 
2-in-1 Convertible Pedestal-Cum-Table Fan
Flexibility Of dual usage

AESTHETICS

- 
Diamond Shape Trims
Enhanced aesthetis
- 
Louvres
Louvres to control the air flow directions
- 
Lustrous Coating for Longer Life
Lustrous coating enables longer life
- 
Metallised Ornament and Body Ring
Provides the bling to your fan with metallic deco ornament
- 
Metallic Finish
Improves aesthetics and provides super clean surface finish
- 
Petal Shaped Design with Wider Motor Body
For enhanced aesthetics
- 
Rust-free Powder Coated Finish
Improves durability by ensuring protection against rust and providing a super clean surface
- 
Sturdy Design
Sturdy design for stability
- 
Unique Picture Transfer Technology
For vibrant and realistic characters
- 
Unique Stationary Bottom Cover
For enhanced aesthetics
- 
Unique Decor Ornament
Improves aesthetics with a unique design
- 
Unique Colour Combinations
Offering a range of unique colour combinations to suit your décor
- 
Unique Dual Tone Colour Finish
Enhanced aesthetics

ENERGY-EFFICIENT FANS-POWER SAVING

Particulars	Conventional Fan	Energos 26/Bajaj Energon
Power Consumption	75W	26W
Hours of Usage per day	16	16
Kwhr units per day (Power hours/1000)	1.2	0.42
Electricity Bill per day @ ₹6/-unit (₹)	7.2	2.52
Power Bill per annum (₹)	2,628	9,13
Annual Savings for 1 Fan (₹)		1,715
Annual Savings for 1 Fan in (%)		65%

Particulars	Conventional Fan	Energos 28/Energon Prime Maestro 12DC5R
Power Consumption	75W	28W
Hours of Usage per day	16	16
Kwhr units per day (Power hours/1000)	1.2	0.45
Electricity Bill per day @ ₹6/-unit (₹)	7.2	2.70
Power Bill per annum (₹)	2,628	9,81
Annual Savings for 1 Fan (₹)		1,647
Annual Savings for 1 Fan in (%)		60%

Particulars	Conventional Fan	Robusta 12DC5
Power Consumption	75W	32W
Hours of Usage per day	16	16
Kwhr units per day (Power hours/1000)	1.2	0.51
Electricity Bill per day @ ₹6/-unit (₹)	7.2	3.06
Power Bill per annum (₹)	2,628	1,121
Annual Savings for 1 Fan (₹)		1,507
Annual Savings for 1 Fan in (%)		55%

CEILING FAN-BEE RATING

Mandatory star rating is applicable from 1st Jan 2023 in Ceiling Fan Sweep Sizes (in mm) - 900, 1050, 1200, 1400 and 1500 produced in India and must carry minimum 1 Star Label.

For Ceiling Fans of Sweep Size **less than 1200mm**, the star levels shall be-

Star Levels	Rated Service Value (Cubic meter per minute/watt)
1 Star *	≥ 3.1 to < 3.6
2 Star **	≥ 3.6 to < 4.1
3 Star ***	≥ 4.1 to < 4.6
4 Star ****	≥ 4.6 to < 5.1
5 Star *****	≥ 5.1

For Ceiling Fans of Sweep Size **greater than or equal to 1200mm**, the star levels shall be-

Star Levels	Rated Service Value (Cubic meter per minute/watt)
1 Star *	≥ 4.0 to < 4.5
2 Star **	≥ 4.5 to < 5.0
3 Star ***	≥ 5.0 to < 5.5
4 Star ****	≥ 5.5 to < 6.0
5 Star *****	≥ 6.0

Stars hain
toh savings hain ...





**PREMIUM
CEILING FANS**



Adonis Air
**AERODYNAMICALLY
DESIGNED FAN**
FOR ENHANCED COMFORT AND AIR FEEL

1  Aerodynamically
Designed Blades*
& Pointed Tip Airfoil
Fan for Enhanced
Comfort & Air Feel

2  Unique
Adjustable
Canopy for Easy
Installation

3  High Speed for
Quick Comfort-340 RPM &
High Air Delivery-250 CMM



WHITE & SILVER CHROME

NEW
ADONIS AIR

CHERRY WOOD & RUSTIC COPPER



DARK WALNUT & RUSTIC COPPER



Sweep: 1200mm | **Speed:** 340 RPM | **Air Delivery:** 250 CMM | **Power:** 62W



AERODYNAMIC & AESTHETICALLY DESIGNED FAN FOR ENHANCED COMFORT AND AIR FEEL



UNIQUE ADJUSTABLE CANOPY FOR EASY INSTALLATION



AERODYNAMICALLY DESIGNED BLADES AND POINTED TIP AIRFOIL - LOW AIR CUTTING NOISE



QUICK COMFORT - 340 RPM, AIR FEEL MAX - 250 CMM



CORROSIVE RESISTANT BODY AND ABS BLADES



100% COPPER MOTOR



CHOCOLATE BROWN

NEW VENTUS EE



VANILLA WHITE



MYSTIC GOLD

Sweep: 1200mm | Speed: 340 RPM | Air Delivery: 225 CMM | Power: 55W



*fan with bye-bye dust feature retains 0.5% dust against 8.4% dust on other fans.



LIGHT INTENSITY & COLOUR CHANGE AT THE TOUCH OF A BUTTON




100% COPPER MOTOR



METALLIC FINISH



REMOTE - SEPARATE CONTROL FOR LED & FAN



TOPAZ

ESPERANZA

CHOCOLATE BROWN



GLOSSY WHITE



Sweep: 1200mm | **Speed:** 340 RPM | **Air Delivery:** 220 CMM | **Power:** 40W



4-STAR RATING FAN WITH PRO-TEC MOTOR - DURABLE WITH NO RISK OF ELECTRONIC FAILURE



CONCEALED DOWN-ROD FOR ENHANCED AESTHETICS



SEAMLESS ABS SHANK DESIGN



LOW POWER CONSUMPTION



ANTI-CORROSIVE ALUMINIUM BLADES & BODY FOR LONG LIFE



100% COPPER MOTOR



©The energy-saver mascot is an artwork of Indian Fan Manufacturers Association. The stars shown do not represent the BEE Star Rating of the Bajaj fans showcased here



DUCK WHITE

FLOWERET EE

CHOCOLATE BROWN



Sweep: 1200mm | Speed: 380 RPM | Air Delivery: 215 CMM | Power: 53W



AESTHETIC LOTUS FLORAL PATTERN WITH STATIONARY BOTTOM COVER



HIGH AIR DELIVERY - BETTER COMFORT



LOW POWER CONSUMPTION



ANTI-CORROSIVE ALUMINIUM BLADES & BODY FOR LONG LIFE



100% COPPER MOTOR

*Terms and conditions apply. Please turn to page no. '200' for detailed T&C of the features. fan with bye-bye dust feature retains 0.5% dust against 8.4% dust on other fans.



SATIN WHITE & SLATE SILVER

NEW

EURO PRIME EE



DARK WALNUT & COPPER



RUSTIC BROWN & BRONZE

Sweep: 1200mm | Speed: 320 RPM | Air Delivery: 225 CMM | Power: 55W



DUAL TONE TRIMS TO ENHANCE YOUR DECOR



UNIQUE ANGULAR BLADE FOR QUICK AND INSTANT AIR FEEL



LOW POWER CONSUMPTION



Terms and conditions apply. Please turn to page no. '200' for detailed T&C of the features. fan with bye-bye dust feature retains 0.5% dust against 8.4% dust on other fans. The energy-saver mascot is an artwork of Indian Fan Manufacturers Association. The stars shown do not represent the BEE Star Rating of the Bajaj fans showcased here



AMBER GOLD & COPPER

HARRIER NXG EE


DARK WALNUT & COPPER



SPARKLE WHITE & SLATE SILVER



ELECTRIC BLUE



Sweep: 1200mm | **Speed:** 380 RPM | **Air Delivery:** 215 CMM | **Power:** 53W



WIDER BOTTOM-FOR ENHANCED AESTHETICS



BROAD CANOPY & UNIQUE DUAL TONE COLOUR FINISH



LOW POWER CONSUMPTION



ANTI-CORROSIVE ALUMINIUM BLADES & BODY FOR LONG LIFE



100% COPPER MOTOR

*Terms and conditions apply. Please turn to page no. '200' for detailed T&C of the features. fan with bye-bye dust feature retains 0.5% dust against 8.4% dust on other fans.



MYSTIC BRONZE & RUSTIC COPPER

JUNET EE

SPARKLE WHITE & CHROME



DARK WALNUT & RUSTIC COPPER



Sweep: 1200mm | Speed: 380 RPM | Air Delivery: 215 CMM | Power: 53W



DIAMOND SHAPED TRIMS TO ENHANCE ROOM DÉCOR



UNIQUE DUAL TONE COLOUR FINISH



LOW POWER CONSUMPTION



ANTI-CORROSIVE ALUMINIUM BLADES & BODY FOR LONGER LIFE



100% COPPER MOTOR

*Terms and conditions apply. Please turn to page no. '200' for detailed T&C of the features. †fan with bye-bye dust feature retains 0.5% dust against 8.4% dust on other fans.



AMBER GOLD & RUBY COPPER

NEW SINTELLE EE

DARK WALNUT & RUSTIC COPPER



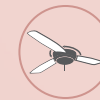
SATIN WHITE & RUBY COPPER



Sweep: 1200mm | Speed: 330 RPM | Air Delivery: 225 CMM | Power: 55W



CONCEALED DOWN-ROD FOR ENHANCED AESTHETICS



UNIQUE & AESTHETICALLY DESIGNED BOTTOM COVER



ANTI-CORROSIVE ALUMINIUM BLADES & BODY FOR LONGER LIFE



100% COPPER MOTOR

*Terms and conditions apply. Please turn to page no. '200' for detailed T&C of the features. †fan with bye-bye dust feature retains 0.5% dust against 8.4% dust on other fans.



MICKEY MOUSE & FRIENDS

DISNEY EE



AVENGERS



PRINCESS

Sweep: 1200mm | **Speed:** 350 RPM | **Air Delivery:** 225 CMM | **Power:** 55W



UNIQUE PICTURE TRANSFER TECHNOLOGY



STATIONARY BOTTOM COVER



STRONG 14-POLE MOTOR



LOW POWER CONSUMPTION



ANTI-CORROSIVE ALUMINIUM BLADES & BODY FOR LONGER LIFE



ELEGANT BROWN

NOVELLA EE

SERENE WHITE



VIVID BLUE



Sweep: 1200mm | Speed: 380 RPM | Air Delivery: 215 CMM | Power: 53W



*fan with bye-bye dust feature retains 0.5% dust against 8.4% dust on other fans.



UNIQUE PETAL-SHAPE METALLIC TRIM




QUICK & INSTANT AIR FEEL



100% COPPER MOTOR



METALLIC FINISH




MATT IVORY

REGAL GOLD NXG 4-BLADE



WINE RED



DUCK WHITE

Sweep: 1200mm | **Speed:** 330 RPM | **Air Delivery:** 225 CMM | **Power:** 55W



**STRONG
14-POLE
MOTOR**



**METALLISED
TRIM ORNAMENT
& BODY RING**




**100%
COPPER
MOTOR**



**QUICK &
INSTANT
AIR FEEL**



**HIGH
AIR DELIVERY**



MATT IVORY

REGAL GOLD NXG EE 03



WINE RED

Sweep: 1200mm | Speed: 340 RPM | Air Delivery: 225 CMM | Power: 44W



2-YEAR WARRANTY ON PRODUCT



STRONG 14-POLE MOTOR



METALLISED TRIM ORNAMENT & BODY RING



100% COPPER MOTOR




QUICK & INSTANT AIR FEEL



LOW POWER CONSUMPTION

©The energy-saver mascot is an artwork of Indian Fan Manufacturers Association. The stars shown do not represent the BEE Star Rating of the Bajaj fans showcased here



WINE RED

REGAL GOLD NXG EE

DUCK WHITE



MATT IVORY



Sweep: 1200mm | Speed: 330 RPM | Air Delivery: 225 CMM | Power: 55W



STRONG 14-POLE MOTOR



METALLISED TRIM ORNAMENT & BODY RING



100% COPPER MOTOR



QUICK & INSTANT AIR FEEL



LOW POWER CONSUMPTION



Power Saving BLDC Motor

- ✓ 5 Star Rating
- ✓ Super Efficient
- ✓ Silent BLDC Motor
- ✓ Remote Controlled Operations
- ✓ No Humming Sound
- ✓ 5 Year Warranty on Motor
- ✓ Comfortable Air Delivery at Low Speed
- ✓ Constant Speed Between 130V to 280V

ENERGY EFFICIENT BLDC FAN

SAVES ENERGY. SAVES THE ENVIRONMENT.

When you buy a Bajaj BLDC Fan, you're investing in a product that doesn't just save your money; it helps save the environment too. Highly Efficient and Durable, Bajaj Fans use the latest technology to bring home the maximum benefits. At the heart of their functionality is a concept called BLDC. In simple terms, it stands for Brushless Direct Current, and it's the key to why Bajaj BLDC Fans

won't add weight to your wallet. Unlike normal motor that drive other fans, BLDC motor uses electricity and magnetism in a smart way to move the motor. The result? Less moving parts, less friction, less wear and tear, less noise - and obviously, a reduced electricity consumption footprint. Bring home a Bajaj BLDC Fan today. And rest assured your home won't just look better, your savings will too.



5-YEAR
WARRANTY
ON MOTOR



SILENT
BLDC
MOTOR



CONSUMES
ONLY 6W
AT SPEED 1





AMBER GOLD

NEW

ENERGON PRIME



DARK WALNUT



SPARKLE WHITE



Sweep: 1200mm | Speed: 340 RPM | Air Delivery: 220 CMM | Power: 28W



©The energy-saver mascot is an artwork of Indian Fan Manufacturers Association. The stars shown do not represent the BEE Star Rating of the Bajaj fans showcased here

- MEMORY FUNCTION
- CONSUMES ONLY 6W AT SPEED 1
- SILENT BLDC MOTOR
- BUILT-IN TIMER 2 & 6 HRS
- BREEZE MODE
- NO HUMMING SOUND
- CONSTANT SPEED BETWEEN 130V TO 280V




RED WALNUT
COPPER

NEW
BAJAJ ENERAGON



GOLDEN IVORY



WHITE CHROME



Sweep: 1200mm | **Speed:** 350 RPM | **Air Delivery:** 215 CMM | **Power:** 26W



CONSUMES
ONLY 6W
AT SPEED 1



CONSTANT
SPEED
BETWEEN
130V TO 280V



60%
ENERGY
SAVING*



SILENT
BLDC
MOTOR



BUILT-IN TIMER
2 & 6 HRS



NO
HUMMING
SOUND



*The energy-saver mascot is an artwork of Indian Fan Manufacturers Association.
The stars shown do not represent the BEE Star Rating of the Bajaj fans showcased here



WHITE

NEW

MAESTRO 12DC5R

RED WALNUT



IVORY



Sweep: 1200mm | Speed: 340 RPM | Air Delivery: 220 CMM | Power: 28W



COMPACT & CONTEMPORARY CANOPY FOR ENHANCED AESTHETICS



60% POWER SAVING



SILENT BLDC MOTOR



CONSTANT SPEED BETWEEN 130V TO 280V



NO HUMMING SOUND



CONSUMES ONLY 6W AT SPEED 1

©The energy-saver mascot is an artwork of Indian Fan Manufacturers Association. The stars shown do not represent the BEE Star Rating of the Bajaj fans showcased here



WHITE

NEW

ROBUSTA 12DC5

AMBER GOLD



CHOCOLATE BROWN



SPARKLE WHITE



Sweep: 1200mm | Speed: 370 RPM | Air Delivery: 220 CMM | Power: 32W



CONSTANT SPEED BETWEEN 130V TO 280V



SILENT BLDC MOTOR



CONSUMES ONLY 6W AT SPEED 1



NO HUMMING SOUND



WIDER TIP BLADE FOR BETTER AIR SPREAD



HIGH SPEED INSTANT AIR FEEL

©The energy-saver mascot is an artwork of Indian Fan Manufacturers Association. The stars shown do not represent the BEE Star Rating of the Bajaj fans showcased here



RED WALNUT

NEW ENERGOs 26



BASE IVORY



GLOSSY WHITE



Sweep: 1200mm | **Speed:** 350 RPM | **Air Delivery:** 215 CMM | **Power:** 26W



CONSUMES ONLY 6W AT SPEED 1



CONSTANT SPEED BETWEEN 130V TO 280V



SILENT BLDC MOTOR



ANTI-CORROSIVE ALUMINIUM BLADES & BODY FOR LONGER LIFE



BUILT-IN TIMER 2 & 6 HRS



65% ENERGY SAVING*



BREEZE MODE

*The energy-saver mascot is an artwork of Indian Fan Manufacturers Association. The stars shown do not represent the BEE Star Rating of the Bajaj fans showcased here



GLOSSY WHITE

NEW

ENERGOS 28



RED WALNUT

MOTOR
5 YEARS
WARRANTY

Sweep: 1200mm | **Speed:** 350 RPM | **Air Delivery:** 220 CMM | **Power:** 28W
Also available in 1400mm



CONSUMES ONLY 6W AT SPEED 1



CONSTANT SPEED BETWEEN 130V TO 280V



BIS CERTIFIED



SILENT BLDC MOTOR



ANTI-CORROSIVE ALUMINIUM BLADES & BODY FOR LONGER LIFE



60% ENERGY SAVING*

*The energy-saver mascot is an artwork of Indian Fan Manufacturers Association. The stars shown do not represent the BEE Star Rating of the Bajaj fans showcased here



ECONOMY CEILING FANS



MARATHON BLUE

ENDURE SERIES
CRESCENT 12S1

SPARKLE WHITE



CHOCOLATE BROWN



IVORY



Sweep: 1200mm | Speed: 380 RPM | Air Delivery: 215 CMM | Power: 53W



Scan here to know more about ThermaTuff Technology™™



ThermaTuff Technology™™



AutoHeal™ Capacitor - 1.5X Longer Warranty



SurgeProtekt™ Motor- Surge Protection Upto 5kV#



CorroSafe™ Lacquer - Anti-corrosive## Protection with 1.5X Longer Warranty



AESTHETICS PETAL SHAPED TRIMS



3 YEAR PRODUCT WARRANTY




100% COPPER MOTOR

^###**Terms and conditions apply. Please turn to page no. '200' for detailed T&C of the features.
**consists of AutoHeal™ Capacitor, SurgeProtekt™ Motor & CorroSafe™ Lacquer.
^Tested as per IS 1709. #Tested as per IEC 61000-4-5. ##Tested as per ASTM B117.



BROWN

ENDURE SERIES
ROBUSTA 12S1



WHITE



IVORY



Sweep: 1200mm | Speed: 380 RPM | Air Delivery: 220 CMM | Power: 55W



Scan here to know more about ThermaTuff Technology™**



ThermaTuff Technology™**



AutoHeal™ Capacitor - 1.5X Longer Warranty



SurgeProtekt™ Motor- Surge Protection Upto 5kV#



CorroSafe™ Lacquer - Anti-corrosive## Protection with 1.5X Longer Warranty



3 YEAR PRODUCT WARRANTY



100% COPPER MOTOR



ENERGY SAVER - CONSUMES LESS POWER

^###**Terms and conditions apply. Please turn to page no. '200' for detailed T&C of the features.
**consists of AutoHeal™ Capacitor, SurgeProtekt™ Motor & CorroSafe™ Lacquer.
^Tested as per IS 1709. #Tested as per IEC 61000-4-5. **Tested as per ASTM B117.



CELESTIAL BLUE



TRENDY EE

SNOWY WHITE



WALNUT & RUSTIC COPPER



Sweep: 1200mm | **Speed:** 380 RPM | **Air Delivery:** 220 CMM | **Power:** 53W



PETAL SHAPED DESIGN WITH WIDER MOTOR BODY FOR ENHANCED AESTHETICS



LOW POWER CONSUMPTION



ANTI-CORROSIVE ALUMINIUM BLADES & BODY FOR LONGER LIFE



100% COPPER MOTOR



TIMBER GOLDEN

GRACE NEO BBD EE

CRIMSON VELVET



MOONLIGHT WHITE



PURPLE HAZE



Sweep: 1200mm | Speed: 370 RPM | Air Delivery: 210 CMM | Power: 52W



*fan with bye-bye dust feature retains 0.5% dust against 8.4% dust on other fans.



WIDER TIP BLADES FOR BETTER AIR SPREAD



METALLIC FINISH WITH NEW SHADES



LOW POWER CONSUMPTION



ANTI-CORROSIVE ALUMINIUM BLADES & BODY FOR LONGER LIFE



100% COPPER MOTOR



MARATHON BLUE



SABSE TEZZ DECO EE



WHITE



WINE RED

Sweep: 1200mm | **Speed:** 390 RPM | **Air Delivery:** 210 CMM | **Power:** 52W
Also available in 900mm & 1400mm.



HIGH SPEED -
QUICK COMFORT



UNIQUE DECO
TRIM DESIGN
FOR ENHANCED
AESTHETICS



FULL ALUMINIUM
BODY &
BLADES



LOW POWER
CONSUMPTION



100%
COPPER
MOTOR



HIGH AIR
DELIVERY -
BETTER
COMFORT



COAL MINE GREY

BREEZA EE



BROWN



MARATHON BLUE



MATT BROWN



WHITE

Sweep: 1200mm | Speed: 380 RPM | Air Delivery: 215 CMM | Power: 53W



QUICK & INSTANT AIR FEEL



WIDER TIP BLADES FOR BETTER AIR SPREAD



ANTI-CORROSIVE ALUMINIUM BLADES & BODY FOR LONGER LIFE



LOW POWER CONSUMPTION



WIDE RANGE OF COLOUR OPTIONS



100% COPPER MOTOR





CERAMIC WHITE

SPEEDSTER BBD EE



SILKY CARAMEL



SIZZLING BROWN

Sweep: 1200mm | **Speed:** 380 RPM | **Air Delivery:** 215 CMM | **Power:** 53W
Also available in 900mm.



*fan with bye-bye dust feature retains 0.5% dust against 8.4% dust on other fans.



WIDER TIP BLADES FOR BETTER AIR SPREAD



METALLIC FINISH WITH LUSTRE



LOW POWER CONSUMPTION



ANTI-CORROSIVE ALUMINIUM BLADES & BODY FOR LONGER LIFE



100% COPPER MOTOR



BROWN

SABSE TEZZ EE 03



WHITE

Sweep: 1200mm | Speed: 350 RPM | Air Delivery: 210 CMM | Power: 41W



QUICK & INSTANT AIR FEEL



POWDER COATED RUST-PROOF BLADES



FULL ALUMINIUM BODY & BLADES



LOW POWER CONSUMPTION



100% COPPER MOTOR



®The energy-saver mascot is an artwork of Indian Fan Manufacturers Association. The stars shown do not represent the BEE Star Rating of the Bajaj fans showcased here

KASSELS 50 EE

WHITE



BROWN



Sweep: 1200mm | **Speed:** 350 RPM | **Air Delivery:** 210 CMM | **Power:** 52W
Also available in 1400mm.



ENERGY SAVER
LOW POWER
CONSUMPTION



ISI MARK



RUST-PROOF
POWDER COATED
FINISH FOR
LONGER LIFE



SUPERIOR
GRADE
ALUMINIUM
BLADES



2 YEAR
WARRANTY

KASSELS STAR

WHITE



Sweep: 1200mm | **Speed:** 380 RPM | **Air Delivery:** 220 CMM | **Power:** 54W



ENERGY SAVER
LOW POWER
CONSUMPTION



HIGH SPEED
INSTANT
AIR FEEL



RUST-PROOF
POWDER COATED
FINISH FOR
LONGER LIFE



SUPERIOR
GRADE
ALUMINIUM
BLADES



HIGH GRADE
CRNO
STEEL STATOR



2 YEAR
WARRANTY



**SUB-ECONOMY
CEILING FANS**



GLOSSY WHITE

NEW

SHIELD SERIES

CLASSICO 12S1

COAL MINE GREY



MARATHON BLUE



BROWN



Sweep: 1200mm | Speed: 350 RPM | Air Delivery: 210 CMM | Power: 52W



Scan here to know more about ThernaTuff Technology™



AUTO-HEAL™ CAPACITOR~ 1.5X LONGER WARRANTY



CORROSAFE LACQUER™- ANTI CORROSIVE## PROTECTION WITH 1.5X LONGER WARRANTY



SURGEPROTEKT™ MOTOR - SURGE PROTECTION UPTO 5kV*



100% COPPER MOTOR - LONG LIFE




3 YEAR PRODUCT WARRANTY

*##&***Terms and conditions apply. Please turn to page no. '200' for detailed T&C of the features.



GLIDE EE



Sweep: 1200mm | **Speed:** 340 RPM | **Air Delivery:** 210 CMM | **Power:** 52W



PARALLEL TIP BLADES FOR STRENGTH



UNIQUE CHROME PLATED TRIMS FOR ENHANCED AESTHETICS



RUST-PROOF POWDER COATED FINISH FOR LONGER LIFE



LOW POWER CONSUMPTION



QUICK & INSTANT AIR FEEL



100% COPPER MOTOR



EDGE HS NEO DECO EE



Sweep: 1200mm | Speed: 390 RPM | Air Delivery: 210 CMM | Power: 52W



METALLISED ORNAMENTS - ENHANCED AESTHETICS



HIGH SPEED FAN - QUICK COMFORT



RUST-FREE COATING - LONG LIFE



LOW POWER CONSUMPTION



100% COPPER MOTOR - LONG LIFE





DARK BROWN

NEW

EDGE HS NEO EE

BIANCO



OPAL WHITE



Sweep: 1200mm | Speed: 390 RPM | Air Delivery: 210 CMM | Power: 52W



HIGH SPEED FAN - QUICK COMFORT



100% COPPER MOTOR - LONG LIFE



POWDER COATED RUST-PROOF BLADES



ENERGY SAVER - CONSUMES ONLY 52W



SABSE TEZZ EE

BIANCO



BROWN



WHITE



Sweep: 1200mm | **Speed:** 390 RPM | **Air Delivery:** 210 CMM | **Power:** 52W
Also available in 600mm, 900mm and 1400mm.



HIGH SPEED FAN -
QUICK COMFORT



POWDER COATED
RUST-PROOF BLADES



FULL ALUMINIUM
BODY & BLADES



LOW
POWER
CONSUMPTION



100%
COPPER MOTOR -
LONG LIFE

DURATO 12S1

BROWN



WHITE



BIANCO



Sweep: 1200mm | **Speed:** 400 RPM | **Air Delivery:** 210 CMM | **Power:** 52W



HIGH SPEED FAN -
QUICK COMFORT



POWDER COATED
RUST-PROOF BLADES



ENERGY
SAVER



100%
COPPER MOTOR -
LONG LIFE

EDGE 400 EE


BIANCO



BROWN



WHITE



Sweep: 1200mm | Speed: 390 RPM | Air Delivery: 210 CMM | Power: 52W



HIGH SPEED FAN - QUICK COMFORT



100% COPPER MOTOR - LONG LIFE



POWDER COATED RUST-PROOF BLADES



LOW POWER CONSUMPTION

NEW

BAHAR HS EE

OPAL WHITE



Sweep: 1200mm | Speed: 390 RPM | Air Delivery: 210 CMM | Power: 52W

Also available in Bianco & Dark Brown.



100% COPPER MOTOR - LONG LIFE



POWDER COATED RUST-PROOF BLADES



HIGH SPEED FAN - QUICK COMFORT




RIBBED BLADES FOR STRENGTH



ENERGY SAVER

NEW

BAHAR 14 EE



Sweep: 1400mm | Speed: 290 RPM | Air Delivery: 245 CMM | Power: 59W



100%
COPPER MOTOR -
LONG LIFE



POWDER COATED
RUST-PROOF BLADES



HIGH SPEED FAN -
QUICK COMFORT





RIBBED
BLADES
FOR STRENGTH



ENERGY
SAVER

NEW

BAHAR PLUS EE



Sweep: 1200mm | Speed: 390 RPM | Air Delivery: 210 CMM | Power: 52W



100%
COPPER MOTOR -
LONG LIFE



POWDER COATED
RUST-PROOF BLADES



HIGH SPEED FAN -
QUICK COMFORT



RIBBED
BLADES
FOR STRENGTH




ENERGY
SAVER



SMALL FANS




MARATHON BLUE



SABSE TEZZ DECO



WINE RED



CHROME WHITE

Sweep: 600mm | **Speed:** 820 RPM | **Air Delivery:** 100 CMM | **Power:** 60W



HIGH SPEED - QUICK COMFORT



UNIQUE DECO TRIM DESIGN FOR ENHANCED AESTHETICS



FULL ALUMINIUM BODY & BLADES



LOW POWER CONSUMPTION



100% COPPER MOTOR

EDGE HS DECO

CHOKO BROWN



BIANCO



Sweep: 600mm | **Speed:** 800 RPM | **Air Delivery:** 90 CMM | **Power:** 57W



METALLISED
ORNAMENTS
ENHANCED
AESTHETICS



HIGH SPEED -
QUICK COMFORT



POWDER
COATED
RUST-PROOF
BLADES



LOW POWER
CONSUMPTION



100% COPPER
MOTOR

EDGE HS

DARK BROWN



BIANCO



Sweep: 600mm | **Speed:** 800 RPM | **Air Delivery:** 90 CMM | **Power:** 57W



HIGH SPEED -
QUICK COMFORT



POWDER
COATED
RUST-PROOF
BLADES



LOW POWER
CONSUMPTION



100% COPPER
MOTOR

SABSE TEZZ

BROWN



WHITE



BIANCO



Sweep: 600mm | **Speed:** 820 RPM | **Air Delivery:** 100 CMM | **Power:** 60W



HIGH SPEED -
QUICK COMFORT



POWDER
COATED
RUST-PROOF
BLADES



FULL
ALUMINIUM
BODY &
BLADES



LOW POWER
CONSUMPTION



100% COPPER
MOTOR

MAXIMA

BROWN



WHITE



BIANCO



Sweep: 600mm | **Speed:** 870 RPM | **Air Delivery:** 110 CMM | **Power:** 66W



HIGH SPEED -
QUICK COMFORT



POWDER
COATED
RUST-PROOF
BLADES



LOW POWER
CONSUMPTION



100% COPPER
MOTOR



LIFESTYLE FANS



TEMPESTA



Speed: 1600 RPM | Air Delivery: 300 CMH | Power: 80W



CONTEMPORARY DESIGN



TOUCH PANEL CONTROL & REMOTE CONTROL



DOUBLE SIDED WASHABLE FILTER



ROOM TEMPERATURE DISPLAY



70 DEGREE OSCILLATION



ADJUSTABLE AIR LOUVER

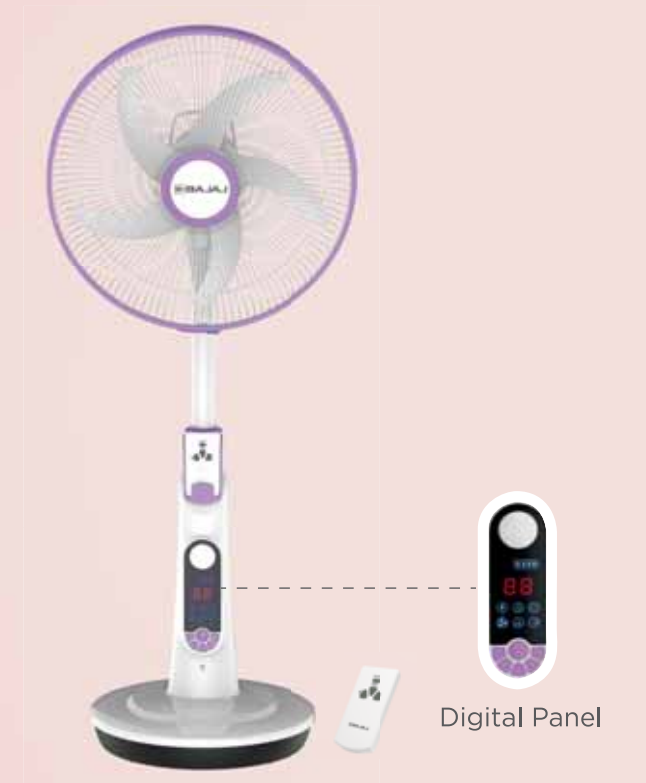


TIMER FUNCTION



LIFESTYLE FANS

NUVO



Sweep: 400mm | **Speed:** 1700 RPM | **Air Delivery:** 50 CMM | **Power:** 30W



CORDLESS HIGH SPEED TABLE CUM PEDESTAL FAN



SILENT BLDC MOTOR



BACKUP OF 7 HOURS WITH 5400 MAH LI-ON BATTERY



CONTROL PANEL WITH DIGITAL DISPLAY



24 SPEED WITH TIMER FUNCTION



FULL FUNCTION REMOTE CONTROL



LIFESTYLE FANS

DOMINUS 18



Sweep: 350mm | **Speed:** 1150 RPM | **Air Delivery:** 55 CMM | **Power:** 36W



18 AERODYNAMIC BLADES FOR POWERFUL COOLING



SILENT BLDC MOTOR



THREE HEIGHT ADJUSTMENT FOR BETTER CONVENIENCE



DIGITAL DISPLAY WITH REMOTE CONTROL



26 SPEED FUNCTIONS



24 HOURS TIMER FUNCTION



TURQUOISE BLUE

TOWER FANS

SNOWVENT

COOL GREY



Speed: 1360 RPM | Air Delivery: 2500 CMH | Power: 130W



ERGONOMIC CONTROL PANELS



TOUGH BLOWER



STURDY DESIGN



LIGHT-WEIGHT & PORTABLE



PEDESTAL FANS

NEW
VELOCE

WHITE & OCEAN BLUE



WHITE & PURPLE



Sweep: 400mm | **Speed:** 1300 RPM | **Air Delivery:** 75 CMM | **Power:** 55W



AIR FRESHNER
POCKET



BUILT IN
THERMAL
OVERLOAD
PROTECTOR



100%
COPPER
MOTOR



RUST-PROOF
BODY



STURDY
& STRONG BASE
FOR STABILITY



JERK-FREE
& SMOOTH
OSCILLATION

VELOCE

WHITE



CHAMPAGNE FIZZ



Sweep: 400mm | **Speed:** 1300 RPM | **Air Delivery:** 75 CMM | **Power:** 55W



AIR FRESHNER
POCKET



BUILT IN
THERMAL
OVERLOAD
PROTECTOR



100%
COPPER
MOTOR



RUST-PROOF
BODY



STURDY
& STRONG BASE
FOR STABILITY



JERK-FREE
& SMOOTH
OSCILLATION



NEW

BRAHMOS

CLASSIC BLUE



VIVID PURPLE



Sweep: 400mm | Speed: 1350 RPM | Air Delivery: 80 CMM | Power: 62W



AIR FEEL MAX
(80 CMM) -
BETTER
COMFORT



ROBUST
ALUMINIUM
BLADE



100%
COPPER
MOTOR



BUILT IN
THERMAL
OVERLOAD
PROTECTOR



PREMIUM &
RUST-PROOF
PAINT FINISH



JERK-FREE
& SMOOTH
OSCILLATION

PENTA AIRCOOL



Sweep: 400mm | **Speed:** 1350 RPM | **Air Delivery:** 80 CMM | **Power:** 57W



AERODYNAMICALLY
DESIGNED
5 BLADES



100%
COPPER
MOTOR



BUILT IN
THERMAL
OVERLOAD
PROTECTOR



RUST-PROOF
BODY



STURDY
& STRONG BASE
FOR STABILITY



JERK-FREE
& SMOOTH
OSCILLATION

PENTA AIRCOOL



Sweep: 400mm | **Speed:** 1350 RPM | **Air Delivery:** 80 CMM | **Power:** 57W



AERODYNAMICALLY
DESIGNED
5 BLADES



100%
COPPER
MOTOR



BUILT IN
THERMAL
OVERLOAD
PROTECTOR



RUST-PROOF
BODY



STURDY
& STRONG BASE
FOR STABILITY



JERK-FREE
& SMOOTH
OSCILLATION

AIRSTREAM



Sweep: 400mm | **Speed:** 1350 RPM | **Air Delivery:** 75 CMM | **Power:** 55W



BUILT IN THERMAL OVERLOAD PROTECTOR



100% COPPER MOTOR



AERODYNAMICALLY DESIGNED BALANCED BLADES



RUST-PROOF BODY



STURDY & STRONG BASE FOR STABILITY



JERK-FREE & SMOOTH OSCILLATION

ELITE NEO



Sweep: 400mm | **Speed:** 1300 RPM | **Air Delivery:** 75 CMM | **Power:** 55W



BUILT IN THERMAL OVERLOAD PROTECTOR



100% COPPER MOTOR



AERODYNAMICALLY DESIGNED BALANCED BLADES



RUST-PROOF BODY



STURDY & STRONG BASE FOR STABILITY



JERK-FREE & SMOOTH OSCILLATION

ESTEEM

ICY BLUE & WHITE



Sweep: 400mm | **Speed:** 1350 RPM | **Air Delivery:** 65 CMM | **Power:** 55W



BUILT IN
THERMAL
OVERLOAD
PROTECTOR



100%
COPPER
MOTOR



AERODYNAMICALLY
DESIGNED
BALANCED BLADES



RUST-PROOF
BODY



STURDY
& STRONG BASE
FOR STABILITY



JERK-FREE
& SMOOTH
OSCILLATION

ESTEEM

WHITE



Sweep: 400mm | **Speed:** 1350 RPM | **Air Delivery:** 65 CMM | **Power:** 55W



BUILT IN
THERMAL
OVERLOAD
PROTECTOR



100%
COPPER
MOTOR



AERODYNAMICALLY
DESIGNED
BALANCED BLADES



RUST-PROOF
BODY



STURDY
& STRONG BASE
FOR STABILITY



JERK-FREE
& SMOOTH
OSCILLATION

NEW
RAPIDO

GREY & YELLOW



HIGH-SPEED >>>

WINE RED



HIGH-SPEED >>>

PEARL BLUE



HIGH-SPEED >>>

Sweep: 400mm | **Speed:** 2400 RPM | **Air Delivery:** 100 CMM | **Power:** 115W



ULTRA
HIGH SPEED
2400 RPM



100%
COPPER
MOTOR



BUILT IN
THERMAL
OVERLOAD
PROTECTOR



RUST-PROOF
BODY



STURDY
& STRONG BASE
FOR STABILITY



JERK-FREE
& SMOOTH
OSCILLATION

RAPIDO

Sweep: 400mm | **Speed:** 2400 RPM | **Air Delivery:** 100 CMM | **Power:** 115W



ULTRA
HIGH SPEED
2400 RPM



100%
COPPER
MOTOR



BUILT IN
THERMAL
OVERLOAD
PROTECTOR



RUST-PROOF
BODY



STURDY
& STRONG BASE
FOR STABILITY



JERK-FREE
& SMOOTH
OSCILLATION

NEO-SPECTRUM



BLUE

HIGH-SPEED >>>

Sweep: 400mm | Speed: 2150 RPM | Air Delivery: 90 CMM | Power: 115W



HIGH SPEED
2150 RPM



BUILT IN
THERMAL
OVERLOAD
PROTECTOR



100%
COPPER
MOTOR



RUST-PROOF
BODY



STURDY
& STRONG BASE
FOR STABILITY



JERK-FREE
& SMOOTH
OSCILLATION

NEO-SPECTRUM



WHITE & GREY

HIGH-SPEED >>>

Sweep: 400mm | Speed: 2150 RPM | Air Delivery: 90 CMM | Power: 115W



HIGH SPEED
2150 RPM



BUILT IN
THERMAL
OVERLOAD
PROTECTOR



100%
COPPER
MOTOR



RUST-PROOF
BODY



STURDY
& STRONG BASE
FOR STABILITY



JERK-FREE
& SMOOTH
OSCILLATION

NEW

HURRICANE

WOODEN &
RUSTIC COPPER



Sweep: 450mm | Speed: 1350 RPM | Air Delivery: 100 CMM | Power: 105W



ALL METAL BODY &
BLADES -
STABILITY &
DURABILITY



AIR FEEL MAX
(100 CMM) -
BETTER
COMFORT



100% COPPER
MOTOR-LONG-LIFE &
CONSISTENT
PERFORMANCE



BUILT IN
THERMAL
OVERLOAD
PROTECTOR



RUST-FREE
ALUMINIUM
BLADE



JERK-FREE
& SMOOTH
OSCILLATION

NEW

HURRICANE

CHROME &
GLAZE BLACK



RED WALNUT &
COFFEE BROWN



Sweep: 450mm | Speed: 1350 RPM | Air Delivery: 100 CMM | Power: 105W



ALL METAL BODY &
BLADES -
STABILITY &
DURABILITY



AIR FEEL MAX
(100 CMM) -
BETTER
COMFORT



100% COPPER
MOTOR- LONG-LIFE &
CONSISTENT
PERFORMANCE



BUILT IN
THERMAL
OVERLOAD
PROTECTOR




RUST-FREE
ALUMINIUM
BLADE



JERK-FREE
& SMOOTH
OSCILLATION

TEZ FARATTA



Sweep: 500mm | **Speed:** 1400 RPM | **Air Delivery:** 105 CMM | **Power:** 150W



BUILT IN
THERMAL
OVERLOAD
PROTECTOR



100%
COPPER
MOTOR



AIR FEEL MAX
(105 CMM) -
BETTER
COMFORT



STURDY & STRONG
BODY WITH
ALUMINIUM
BLADES



3 SPEED
REGULATION

TEZ MK II PLUS FARRATA



Sweep: 450mm | **Speed:** 2500 RPM | **Air Delivery:** 80 CMM | **Power:** 140W



ULTRA
HIGH SPEED
2500 RPM



100%
COPPER
MOTOR



BUILT IN
THERMAL
OVERLOAD
PROTECTOR



STURDY &
STRONG BODY
WITH ALUMINIUM
BLADES



3 SPEED
REGULATION



WALL FANS

NEW
VELOCE

WHITE & OCEAN BLUE



WHITE & PURPLE



Sweep: 400mm | **Speed:** 1300 RPM | **Air Delivery:** 75 CMM | **Power:** 55W



**AIR FRESHNER
POCKET**



**BUILT IN
THERMAL
OVERLOAD
PROTECTOR**



**100%
COPPER
MOTOR**



**RUST-PROOF
BODY**



**STURDY
& STRONG BASE
FOR STABILITY**



**JERK-FREE
& SMOOTH
OSCILLATION**

VELOCE

WHITE



CHAMPAGNE FIZZ



Sweep: 400mm | **Speed:** 1300 RPM | **Air Delivery:** 75 CMM | **Power:** 55W



**AIR FRESHNER
POCKET**



**BUILT IN
THERMAL
OVERLOAD
PROTECTOR**



**100%
COPPER
MOTOR**



**RUST-PROOF
BODY**



**STURDY
& STRONG BASE
FOR STABILITY**



**JERK-FREE
& SMOOTH
OSCILLATION**

AIRSTREAM

BLUE



Sweep: 400mm | **Speed:** 1350 RPM | **Air Delivery:** 75 CMM | **Power:** 55W



BUILT IN THERMAL OVERLOAD PROTECTOR



100% COPPER MOTOR



AERODYNAMICALLY BALANCED BLADES



RUST-PROOF BODY



STURDY & STRONG BASE FOR STABILITY



JERK-FREE & SMOOTH OSCILLATION

ELITE NEO

DUAL TONE



Sweep: 400mm | **Speed:** 1300 RPM | **Air Delivery:** 75 CMM | **Power:** 55W



BUILT IN THERMAL OVERLOAD PROTECTOR



100% COPPER MOTOR



AERODYNAMICALLY BALANCED BLADES



RUST-PROOF BODY



STURDY & STRONG BASE FOR STABILITY



JERK-FREE & SMOOTH OSCILLATION

NEW

ESTEEM

ICY BLUE & WHITE



WHITE



Sweep: 600mm | Speed: 1350 RPM | Air Delivery: 65 CMM | Power: 55W



BUILT IN THERMAL OVERLOAD PROTECTOR



100% COPPER MOTOR



AERODYNAMICALLY BALANCED BLADES



RUST-PROOF BODY



STURDY & STRONG BASE FOR STABILITY



JERK-FREE & SMOOTH OSCILLATION

ESTEEM

WHITE



Sweep: 400mm | Speed: 1350 RPM | Air Delivery: 65 CMM | Power: 55W



BUILT IN THERMAL OVERLOAD PROTECTOR



100% COPPER MOTOR



AERODYNAMICALLY BALANCED BLADES



RUST-PROOF BODY



STURDY & STRONG BASE FOR STABILITY



JERK-FREE & SMOOTH OSCILLATION

PENTA AIRCOOL

PURPLE



Sweep: 400mm | **Speed:** 1350 RPM | **Air Delivery:** 80 CMM | **Power:** 57W



AERODYNAMICALLY
DESIGNED
5 BLADES



100%
COPPER
MOTOR



BUILT IN
THERMAL
OVERLOAD
PROTECTOR



RUST- PROOF
BODY



STURDY
& STRONG BASE
FOR STABILITY



JERK-FREE
& SMOOTH
OSCILLATION

PENTA AIRCOOL

WHITE



Sweep: 400mm | **Speed:** 1350 RPM | **Air Delivery:** 80 CMM | **Power:** 57W



AERODYNAMICALLY
DESIGNED
5 BLADES



100%
COPPER
MOTOR



BUILT IN
THERMAL
OVERLOAD
PROTECTOR



RUST-PROOF
BODY



STURDY
& STRONG BASE
FOR STABILITY



JERK-FREE
& SMOOTH
OSCILLATION

NEW

RAPIDO 400MM

WINE RED



GREY & YELLOW



PEARL BLUE



HIGH-SPEED >>>

Sweep: 400mm | Speed: 2400 RPM | Air Delivery: 100 CMM | Power: 115W



ULTRA HIGH SPEED 2400 RPM



100% COPPER MOTOR



BUILT IN THERMAL OVERLOAD PROTECTOR



RUST-PROOF BODY



STURDY & STRONG BASE FOR STABILITY



JERK-FREE & SMOOTH OSCILLATION

NEW

RAPIDO 300MM

GREY & YELLOW



HIGH-SPEED >>>

WHITE & BLUE



HIGH-SPEED >>>

Sweep: 300mm | Speed: 2300 RPM | Air Delivery: 60 CMM | Power: 80W



ULTRA HIGH SPEED 2300 RPM



100% COPPER MOTOR



BUILT IN THERMAL OVERLOAD PROTECTOR



RUST-PROOF BODY



STURDY & STRONG BASE FOR STABILITY



JERK-FREE & SMOOTH OSCILLATION

NEO-SPECTRUM 400 MM

BLUE & WHITE



HIGH-SPEED

Sweep: 400mm | Speed: 2150 RPM | Air Delivery: 90 CMM | Power: 115W



HIGH SPEED
2150 RPM



BUILT IN
THERMAL
OVERLOAD
PROTECTOR



100%
COPPER
MOTOR



RUST-PROOF
BODY



STURDY
& STRONG BASE
FOR STABILITY



JERK-FREE
& SMOOTH
OSCILLATION

NEO SPECTRUM 300 MM

GREY & WHITE



HIGH-SPEED

Sweep: 300mm | Speed: 2000 RPM | Air Delivery: 70 CMM | Power: 75W



HIGH SPEED
2000 RPM-
QUICK COMFORT



BUILT IN
THERMAL
OVERLOAD
PROTECTOR



100%
COPPER
MOTOR



RUST-PROOF
BODY



STURDY
& STRONG BASE
FOR STABILITY



JERK-FREE
& SMOOTH
OSCILLATION





TABLE FANS

NEW
VELOCE

WHITE & OCEAN BLUE



WHITE & PURPLE



WHITE



CHAMPAGNE FIZZ



Sweep: 400mm | **Speed:** 1300 RPM | **Air Delivery:** 75 CMM | **Power:** 55W



**AIR FRESHNER
POCKET**



**BUILT IN
THERMAL
OVERLOAD
PROTECTOR**



**100%
COPPER
MOTOR**



**RUST-PROOF
BODY**



**STURDY
& STRONG BASE
FOR STABILITY**



**JERK-FREE
& SMOOTH
OSCILLATION**

VELOCE

Sweep: 400mm | **Speed:** 1300 RPM | **Air Delivery:** 75 CMM | **Power:** 55W



**AIR FRESHNER
POCKET**



**BUILT IN
THERMAL
OVERLOAD
PROTECTOR**



**100%
COPPER
MOTOR**



**RUST-PROOF
BODY**



**STURDY
& STRONG BASE
FOR STABILITY**



**JERK-FREE
& SMOOTH
OSCILLATION**

AIRSTREAM

BLUE



Sweep: 400mm | **Speed:** 1350 RPM | **Air Delivery:** 75 CMM | **Power:** 55W



BUILT IN
THERMAL
OVERLOAD
PROTECTOR



100%
COPPER
MOTOR



AERODYNAMICALLY
DESIGNED
BALANCED BLADES



RUST-PROOF
BODY



STURDY
& STRONG BASE
FOR STABILITY



JERK-FREE
& SMOOTH
OSCILLATION

ELITE NEO

DUAL TONE



Sweep: 400mm | **Speed:** 1300 RPM | **Air Delivery:** 75 CMM | **Power:** 55W



BUILT IN
THERMAL
OVERLOAD
PROTECTOR



100%
COPPER
MOTOR



AERODYNAMICALLY
DESIGNED
BALANCED BLADES



RUST-PROOF
BODY



STURDY
& STRONG BASE
FOR STABILITY



JERK-FREE
& SMOOTH
OSCILLATION

ESTEEM

WHITE



Sweep: 400mm | **Speed:** 1350 RPM | **Air Delivery:** 65 CMM | **Power:** 55W



BUILT IN
THERMAL
OVERLOAD
PROTECTOR



100%
COPPER
MOTOR



AERODYNAMICALLY
BALANCED BLADES



RUST-PROOF
BODY



STURDY
& STRONG BASE
FOR STABILITY



JERK-FREE
& SMOOTH
OSCILLATION

NEW
ESTEEM

ICY BLUE & WHITE



Sweep: 400mm | **Speed:** 1350 RPM | **Air Delivery:** 65 CMM | **Power:** 55W



BUILT IN
THERMAL
OVERLOAD
PROTECTOR



100%
COPPER
MOTOR



AERODYNAMICALLY
BALANCED BLADES



RUST-PROOF
BODY



STURDY
& STRONG BASE
FOR STABILITY



JERK-FREE
& SMOOTH
OSCILLATION

PENTA AIRCOOL

WHITE



Sweep: 400mm | **Speed:** 1350 RPM | **Air Delivery:** 80 CMM | **Power:** 57W



AERODYNAMICALLY
DESIGNED
5 BLADES



100%
COPPER
MOTOR



BUILT IN
THERMAL
OVERLOAD
PROTECTOR



RUST-PROOF
BODY



STURDY
& STRONG BASE
FOR STABILITY



JERK-FREE
& SMOOTH
OSCILLATION

PENTA AIRCOOL

BLUE



Sweep: 400mm | **Speed:** 1350 RPM | **Air Delivery:** 80 CMM | **Power:** 57W



AERODYNAMICALLY
DESIGNED
5 BLADES



100%
COPPER
MOTOR



BUILT IN
THERMAL
OVERLOAD
PROTECTOR



RUST-PROOF
BODY



STURDY
& STRONG BASE
FOR STABILITY



JERK-FREE
& SMOOTH
OSCILLATION

NEW
RAPIDO

GREY & YELLOW



Sweep: 400mm | **Speed:** 2400 RPM | **Air Delivery:** 100 CMM | **Power:** 115W



**ULTRA
HIGH SPEED
2400 RPM**



**100%
COPPER
MOTOR**



**BUILT IN
THERMAL
OVERLOAD
PROTECTOR**



**RUST-PROOF
BODY**



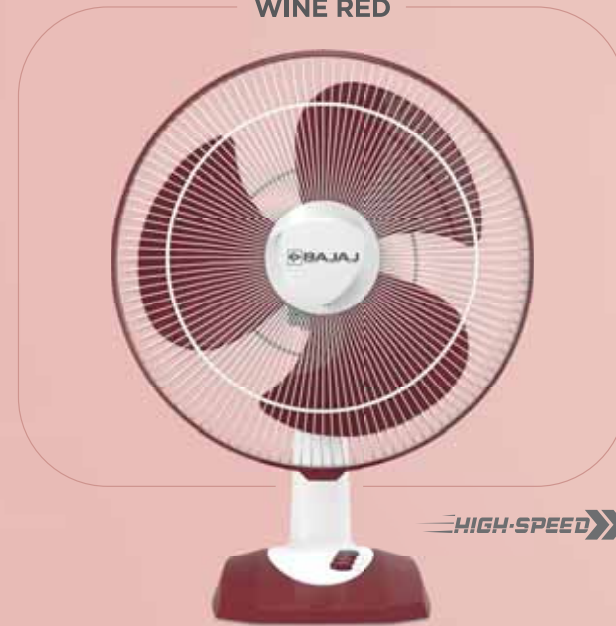
**STURDY
& STRONG BASE
FOR STABILITY**



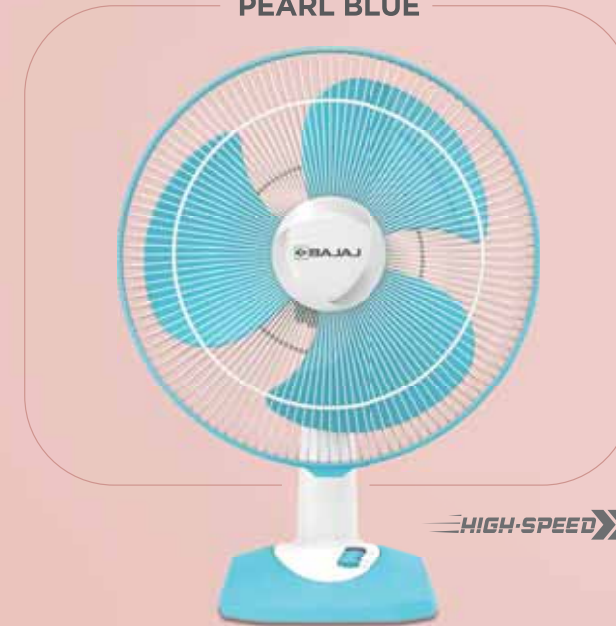
**JERK-FREE
& SMOOTH
OSCILLATION**

NEW
RAPIDO

WINE RED



PEARL BLUE



Sweep: 400mm | **Speed:** 2400 RPM | **Air Delivery:** 100 CMM | **Power:** 115W



**ULTRA
HIGH SPEED
2400 RPM**



**100%
COPPER
MOTOR**



**BUILT IN
THERMAL
OVERLOAD
PROTECTOR**



**RUST-PROOF
BODY**



**STURDY
& STRONG BASE
FOR STABILITY**



**JERK-FREE
& SMOOTH
OSCILLATION**

NEO-SPECTRUM 400 MM



Sweep: 400mm | Speed: 2150 RPM | Air Delivery: 90 CMM | Power: 115W



HIGH SPEED
2150 RPM



BUILT IN
THERMAL
OVERLOAD
PROTECTOR



100%
COPPER
MOTOR



RUST-PROOF
BODY



STURDY
& STRONG BASE
FOR STABILITY



JERK-FREE
& SMOOTH
OSCILLATION

NEO-SPECTRUM 400 MM



Sweep: 400mm | Speed: 2150 RPM | Air Delivery: 90 CMM | Power: 115W



HIGH SPEED
2150 RPM



BUILT IN
THERMAL
OVERLOAD
PROTECTOR



100%
COPPER
MOTOR



RUST-PROOF
BODY



STURDY
& STRONG BASE
FOR STABILITY



JERK-FREE
& SMOOTH
OSCILLATION



PERSONAL FANS

PYGMY MINI

CERULEAN BLUE



WHITE SMOKE



Sweep: 110mm | Speed: 3300 RPM | Power: 10W



MULTI-FUNCTION CLIP



4 HOURS BACKUP



ULTRA HIGH SPEED



USB CHARGING



3 SPEED SETTINGS



LOW POWER CONSUMPTION

AIRLIGHT

WHITE SMOKE



Sweep: 85mm | Speed: 3500 RPM | Power: 7W



TASK LIGHTING



6 HOURS BACKUP



ULTRA HIGH SPEED



USB CHARGING



3 SPEED SETTINGS



LOW POWER CONSUMPTION

PYGMY PERSONAL

WHITE



Sweep: 178mm | Speed: 2100 RPM | Power: 7W



LED LIGHT



4 HOURS BACKUP



SILENT OPERATION



USB CHARGING



HIGH SPEED

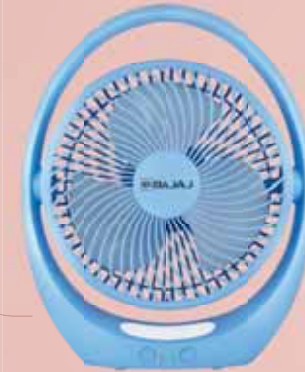


LOW POWER CONSUMPTION

NEW

PYGMY GO

CERULEAN BLUE



WHITE SMOKE



Sweep: 178mm | Speed: 2100 RPM | Power: 7W



SUPER PORTABLE OVAL SHAPE



TASK LIGHTING



4 HOURS BACKUP



SILENT OPERATION



USB CHARGING



HIGH SPEED



LOW POWER CONSUMPTION

NEW
KWICKKOOOL

**WHITE &
BEIGE BROWN**



**BLACK &
OCHRE**



Sweep: 300mm | Speed: 2200 RPM | Air Delivery: 60 CMM | Power: 60W



**100%
COPPER
MOTOR**



**HIGH
SPEED
2200 RPM**



**BUILT IN
THERMAL
OVERLOAD
PROTECTOR**



**3 SPEED
SETTINGS**



**OSCILLATION
FUNCTION**



**RUST-PROOF
BODY
& BLADES**

NEW
KWICKKOOOL

**WHITE &
PURPLE**



**WHITE &
OCEAN BLUE**



Sweep: 300mm | Speed: 2200 RPM | Air Delivery: 60 CMM | Power: 60W



**100%
COPPER
MOTOR**



**HIGH
SPEED
2200 RPM**



**BUILT IN
THERMAL
OVERLOAD
PROTECTOR**



**3 SPEED
SETTINGS**



**OSCILLATION
FUNCTION**



**RUST-PROOF
BODY
& BLADES**

ULTIMA NEO PT 01

PERSONAL TABLE FAN



Sweep: 200mm | Speed: 2300 RPM | Air Delivery: 25 CMM | Power: 40W



HIGH SPEED



BUILT IN THERMAL OVERLOAD PROTECTOR



100% COPPER MOTOR



RUST-PROOF BODY & BLADES

ULTIMA NEO PW 01

PERSONAL WALL FAN



Sweep: 200mm | Speed: 2300 RPM | Air Delivery: 25 CMM | Power: 40W



HIGH SPEED



BUILT IN THERMAL OVERLOAD PROTECTOR



100% COPPER MOTOR



RUST-PROOF BODY & BLADES

ULTIMA NEO

CABIN FAN



Sweep: 300mm | **Speed:** 2200 RPM | **Air Delivery:** 50 CMM | **Power:** 75W



HIGH
SPEED



BUILT IN
THERMAL
OVERLOAD
PROTECTOR



100%
COPPER
MOTOR



ROTATING
GRILL



RUST-PROOF
BODY
& BLADES

INSTABREEZE

WHITE



Sweep: 230mm | **Speed:** 2600 RPM | **Air Delivery:** 35 CMM | **Power:** 48W



100%
COPPER
MOTOR



ULTRA
HIGH SPEED
2600 RPM



BUILT IN
THERMAL
OVERLOAD
PROTECTOR



3
SPEED
LEVELS
3 SPEED
SETTINGS



OSCILLATION
FUNCTION



RUST-PROOF
BODY
& BLADES



DOMESTIC EXHAUST FANS



BAJAJ JEFE SMART

WHITE



Sweep: 150mm | **Speed:** 1600 RPM | **Air Delivery:** 250 CMM | **Power:** 25W



MOTORISED
OPEN/CLOSE
LOUVRE



MOVEMENT
SENSOR



INSECT
PROTECTION



100%
COPPER
MOTOR



RUST-PROOF
BODY &
BLADES



SILENT
OPERATION



EASY
INSTALLATION

MAXIMA DXL

WHITE



Sweep (mm)	Speed (RPM)	Air Delivery (CMM)	Power (W)
150	1350	270	24
200	1275	500	31
250	1280	810	36
300	1000	1125	55

AERODYNAMICALLY
DESIGNED
BLADESSTURDY
DESIGNEASY TO
MOUNTRUST-PROOF
BODYLOW POWER
CONSUMPTION

MAXIMA DXL-G 02

WHITE



Sweep: 150mm | Speed: 1400 RPM | Air Delivery: 210 CMM | Power: 24W



LOUVERS

AERODYNAMICALLY
DESIGNED
BLADESSTURDY
DESIGNEASY
TO MOUNTRUST-FREE
BODYLOW POWER
CONSUMPTION

MAXIMA HS

WHITE



Sweep (mm)	Speed (RPM)	Air Delivery (CMM)	Power (W)
150	2675	400	38
200	2350	700	52



AERODYNAMICALLY
DESIGNED
BLADES



STURDY
DESIGN



EASY TO
MOUNT



RUST-FREE
BODY



LOW POWER
CONSUMPTION

MAXIO

BIANCO



Sweep: 150mm | **Speed:** 2000 RPM | **Air Delivery:** 325 CMM | **Power:** 23W



GLASS
MOUNTABLE



HIGH SPEED



STURDY
DESIGN



POWERFUL
AIR SUCTION



EASY
TO MOUNT

STEEL



Sweep: 150mm | **Speed:** 2000 RPM | **Air Delivery:** 325 CMM | **Power:** 23W



GLASS
MOUNTABLE



HIGH SPEED



STURDY
DESIGN



POWERFUL
AIR SUCTION

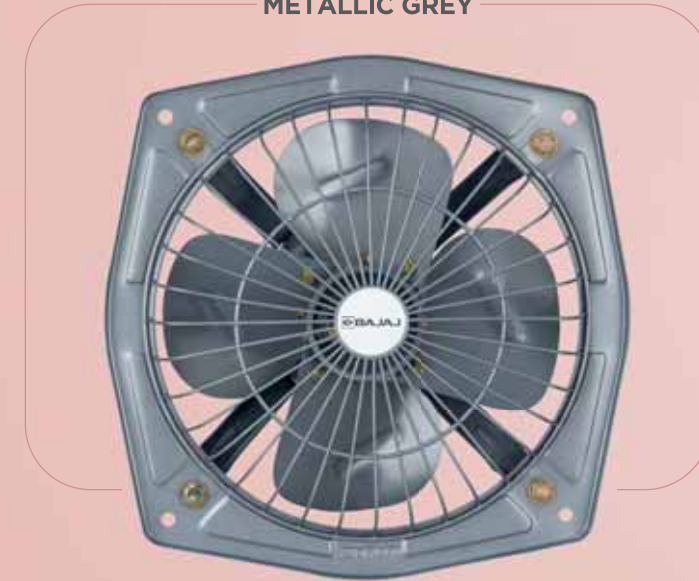


EASY
TO MOUNT



LOW POWER
CONSUMPTION

METALLIC GREY



Sweep (mm)	Speed (RPM)	Air Delivery (CMM)	Power (W)
225	1425	750	50
300	1400	1750	75



DOUBLE BALL
BEARING



STRONG
METAL BODY



EASY TO
MOUNT



AERODYNAMIC
DESIGNED PP
BLADES



LOW POWER
CONSUMPTION

BAHAR BBDO

BLACK



Sweep: 225mm | Speed: 1375 RPM | Air Delivery: 575 CMM | Power: 42W



POWERFUL AIR SUCTION



STRONG METAL BODY



EASY TO MOUNT



RUST-PROOF BODY & BLADES



AERODYNAMIC DESIGNED PP BLADES



LOW POWER CONSUMPTION

*Dust retention reduction based on Oleophobic property – Test report ref no – 0:20:10:6140.
Oil repellent ensured by Contact angle & Surface energy – Test report ref no – NSCC/RD/2021-22/SER/BEL/01

BAHAR

METALLIC GREY



Sweep: 150mm | Speed: 2100 RPM | Air Delivery: 600 CMM | Power: 52W



STRONG METAL BODY



EASY TO MOUNT



RUST-PROOF BODY & BLADES



AERODYNAMIC DESIGNED PP BLADES



LOW POWER CONSUMPTION

METALLIC GREY



Sweep (mm)	Speed (RPM)	Air Delivery (CMM)	Power (W)
225	1375	600	46
300	1400	1250	60



STRONG
METAL BODY



EASY TO
MOUNT



RUST-PROOF
BODY &
BLADES



AERODYNAMIC
DESIGNED PP
BLADES



LOW POWER
CONSUMPTION

METALLIC GREY



Sweep (mm)	Speed (RPM)	Air Delivery (CMM)	Power (W)
150	2800	600	40
225	2350	1250	60



STRONG
METAL BODY



AERODYNAMICALLY
DESIGNED
BLADES



STURDY
DESIGN



EASY TO
MOUNT



RUST-FREE
BODY



LOW POWER
CONSUMPTION



AIR CIRCULATORS

SUPREME PLUS

WALL FAN



Sweep (mm)	Speed (RPM)	Air Delivery (CMM)	Power (W)
450	1440	125	100
600	1440	250	200
750	1440	370	250



DOUBLE BALL BEARING



AERODYNAMICALLY DESIGNED BLADES



CORROSION PROTECTION



STURDY GUARD DESIGN

SUPREME PLUS

PEDESTAL FAN



Sweep (mm)	Speed (RPM)	Air Delivery (CMM)	Power (W)
450	1440	125	100
600	1440	250	200
750	1440	370	250



DOUBLE BALL BEARING



AERODYNAMICALLY DESIGNED BLADES



HEAVY BASE



CORROSION PROTECTION



STURDY GUARD DESIGN

SUPREME MK II



Sweep: 450mm | **Speed:** 1440 RPM | **Air Delivery:** 115 CMM | **Power:** 100W



DOUBLE BALL BEARING



AERODYNAMICALLY DESIGNED BLADES



CORROSION PROTECTION



STURDY GUARD DESIGN

SUPREME MK II



Sweep: 450mm | **Speed:** 1440 RPM | **Air Delivery:** 115 CMM | **Power:** 100W



DOUBLE BALL BEARING



AERODYNAMICALLY DESIGNED BLADES



HEAVY BASE



CORROSION PROTECTION



STURDY GUARD DESIGN



INDUSTRIAL EXHAUST FANS

SUPREME DLX ISI

HEAVY DUTY EXHAUST



Sweep (mm)	Speed (RPM)	Air Delivery (CMM)	Power (W)
300	1400	1710	90
300	900	1145	55
380	1400	3250	160
380	900	2100	100
450	1400	6120	410
450	900	3901	145
600	900	9400	550



DOUBLE
BALL BEARING



POWERFUL
AIR SUCTION



100%
COPPER &
HEAVY DUTY
MOTOR



ISI
STANDARD



CORROSION
PROTECTION



STRONG
METAL BODY

SUPREME PLUS

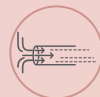
HEAVY DUTY EXHAUST



Sweep (mm)	Speed (RPM)	Air Delivery (CMM)	Power (W)
300	1400	1710	90
300	900	1145	55
380	1400	3600	160
380	900	2200	100
450	1400	6800	250
450	900	4300	145



DOUBLE BALL BEARING



POWERFUL AIR SUCTION



100% COPPER & HEAVY DUTY MOTOR



CORROSION PROTECTION



STRONG METAL BODY

MAXAIR

HEAVY DUTY EXHAUST



Sweep (mm)	Speed (RPM)	Air Delivery (CMH)	Power (W)
225	2200	1000	72
300	1400	1600	70



DOUBLE BALL BEARING



POWERFUL AIR SUCTION



100% COPPER & HEAVY DUTY MOTOR



CORROSION PROTECTION



STRONG METAL BODY

Sweep stakes: How the 'sweep' of your fan makes a difference?

The 'sweep' of a fan is determined by taking the distance from the edge of one blade to the centre of the motor and then doubling that number. For example, if the distance between the edge of one blade and the centre of the motor is 24", you would have a 48" (equals to 1200 mm) (24" x 2 = 48") sweep ceiling fan. The length of the sweep determines the amount of air that a given fan is capable of churning.

You should ideally choose a sweep depending upon the size of your room. A larger room requires a fan with a longer sweep to keep it cool, whereas a smaller room can be effectively cooled with a fan of a shorter sweep.

How to calculate the ideal sweep for your room:

- Find out the prospective fans' sweep in millimeters and multiply it by 2
- Now match the figure against the table below to find the perfect fan for your room

Size of the room	Fan sweep in mm
Upto 10' x 10'	900 or 1050
10' x 10'	1200
10' x 12' or 12' x 12'	1400
More than 12' x 12'	2 or more fans recommended

Tips to get the most out of your ceiling fan:

- The room should ideally be well-ventilated (there should be an open window or door)
- The gap between the ceiling and the blades should be at least 1 feet
- The fan (blades) should be at a height of 8 feet from the floor

Ceiling Fans

Performance figures: Supply voltage 220 - 230 Volts, A.C., 50 Hz

Sr. No.	Category	Model Name	BEE Star Rating	Sweep (MM)	Speed (RPM)	Minimum Air Delivery (Cubic m/min)	Input Power (W)
1	Premium	ADONIS AIR	1	1200	340	250	62
2	Premium	DISNEY EE	1	1200	340	225	55
3	Premium	Esperanza	4	1200	340	220	40
4	Premium	EURO PRIME EE	1	1200	320	225	55
5	Premium	FLOWERET EE	1	1200	380	215	53
6	Premium	HARRIER NXG EE	1	1200	380	215	53
7	Premium	JUNET EE	1	1200	380	215	53
8	Premium	NOVELLA EE	1	1200	380	215	53
9	Premium	REGAL GOLD NXG 4 BLADE EE	1	1200	330	225	55
10	Premium	REGAL GOLD NXG EE	1	1200	330	225	55
11	Premium	SINTELLE EE	1	1200	330	225	55
12	Premium	VENTUS EE	1	1200	335	225	55
13	BLDC	ENERGON	5	1200	350	215	26
14	BLDC	ENERGON PRIME	5	1200	340	220	28
15	BLDC	ENERGOS 26	5	1200	350	215	26
16	BLDC	ENERGOS 28	5	1200	340	220	28

Ceiling Fans

Performance figures: Supply voltage 220 - 230 Volts, A.C., 50 Hz

Sr. No.	Category	Model Name	BEE Star Rating	Sweep (MM)	Speed (RPM)	Minimum Air Delivery (Cubic m/min)	Input Power (W)
17	BLDC	ENERGOS 28- 14DC5	5	1400	290	245	28
18	BLDC	Maestro 12DC5R	5	1200	340	220	28
19	BLDC	Robusta 12DC5	5	1200	370	220	32
20	Economy	BREEZA EE	1	1200	380	215	53
21	Economy	CRESCENT 12S1	1	1200	380	215	53
22	Economy	Energy Smart 50	1	1200	350	210	50
23	Economy	GRACE NEO BBD EE	1	1200	370	210	52
24	Economy	KASSELS 50- 14 EE	1	1400	290	245	59
25	Economy	KASSELS 50 EE	1	1200	340	210	52
26	Economy	KASSELS STAR	1	1200	380	220	54
27	Economy	ROBUSTA 12S1	1	1200	380	220	55
28	Economy	SABSE TEZZ DECO 14EE	1	1400	295	245	59
29	Economy	SABSE TEZZ DECO 9EE	1	900	445	140	44
30	Economy	SABSE TEZZ DECO EE	1	1200	390	210	52
31	Economy	Sabse Tezz EE 03	3	1200	335	210	41
32	Economy	SPEEDSTER BBD 9 EE	1	900	430	140	44
33	Economy	SPEEDSTER BBD EE	1	1200	380	215	53
34	Economy	TRENDY EE	1	1200	380	215	53
35	Sub-Economy	BAHAR 14 EE	1	1400	290	245	59
36	Sub-Economy	Bahar HS EE	1	1200	390	210	52
37	Sub-Economy	Bahar Plus EE	1	1200	390	210	52
38	Sub-Economy	CLASSICO 12S1	1	1200	340	210	52
39	Sub-Economy	EDGE 400 EE	1	1200	390	210	52
40	Sub-Economy	EDGE 9 EE	1	900	430	140	44
41	Sub-Economy	EDGE DECO 9EE	1	900	430	140	44
42	Sub-Economy	Edge HS Neo Deco EE	1	1200	390	210	52
43	Sub-Economy	Edge HS Neo EE	1	1200	390	210	52
44	Sub-Economy	GLIDE EE	1	1200	340	210	52
45	Sub-Economy	Sabse Tezz 14EE	1	1400	295	245	59
46	Sub-Economy	Sabse Tezz 9EE	1	900	445	140	44
47	Sub-Economy	Sabse Tezz EE	1	1200	390	210	52
48	Small Fans	Sabse Tezz Deco	-	600	820	100	60
49	Small Fans	Edge HS Deco	-	600	800	90	57
50	Small Fans	Edge HS	-	600	800	90	57
51	Small Fans	Sabse Tezz	-	600	820	100	60
52	Small Fans	Maxima	-	600	870	110	66

Pedestal Fans

Performance figures: Supply voltage 220 – 230 Volts, A.C., 50 Hz

Sr. No.	Category	Model Name	Sweep (mm)	Speed (RPM)	Minimum Air Delivery (Cubic m/min)	Input Power (W)
1	Pedestal Fans	Veloce	400	1300	75	55
2	Pedestal Fans	Brahmos	400	1300	80	62
3	Pedestal Fans	PentaAircool	400	1350	80	57
4	Pedestal Fans	Airstream	400	1350	75	55
5	Pedestal Fans	Elite Neo	400	1300	75	55
6	Pedestal Fans	Esteem	400	1350	65	55
7	Pedestal Fans	Rapido	400	2400	100	115
8	Pedestal Fans	Neo Spectrum	400	2150	90	115
9	Pedestal Fans	Hurricane	450	1375	100	105
10	Pedestal Fans	Tez Farrata 500	500	1375	105	150
11	Pedestal Fans	Tez MK II Farrata 450	450	2500	80	140

Wall Fans

Performance figures: Supply voltage 220 – 240 Volts, A.C., 50 Hz

Sr. No.	Category	Model Name	Sweep (mm)	Speed (RPM)	Minimum Air Delivery (Cubic m/min)	Input Power (W)
1	Wall Fans	Veloce	400	1300	75	55
2	Wall Fans	Airstream	400	1350	75	55
3	Wall Fans	Elite Neo	400	1300	75	55
4	Wall Fans	Esteem Single String	400	1350	65	55
5	Wall Fans	Esteem Double String	400	1350	65	60
6	Wall Fans	PentaAircool	400	1350	80	57
7	Wall Fans	Rapido	400	2400	100	115
8	Wall Fans	Rapido 300	300	2300	60	80
9	Wall Fans	Neo Spectrum	400	2150	90	115
10	Wall Fans	Neo Spectrum 300	300	2000	70	75

*Test voltage 230 Volts, A.C., 50 Hz

Table Fans

Performance figures: Supply voltage 220 – 230 Volts, A.C., 50 Hz

Sr. No.	Category	Model Name	Sweep (mm)	Speed (RPM)	Minimum Air Delivery (Cubic m/min)	Input Power (W)
1	Table Fans	Veloce	400	1300	75	55
2	Table Fans	Airstream	400	1350	75	55
3	Table Fans	Elite Neo	400	1300	75	55
4	Table Fans	Esteem	400	1350	65	55
5	Table Fans	PentaAircool	400	1350	80	57
6	Table Fans	Rapido	400	2400	100	115
7	Table Fans	Neo Spectrum	400	2150	90	115

Personal Fans

Performance figures: Supply voltage 220 – 240 Volts, A.C., 50 Hz

Sr. No.	Category	Model Name	Sweep (mm)	Speed (RPM)	Minimum Air Delivery (Cubic m/min)	Input Power (W)
1	Personal Fans	Pygmy Mini	110	3300	-	10
2	Personal Fans	AirLight	85	3500	-	7
3	Personal Fans	Pygmy Personal	178	2100	-	7
4	Personal Fans	Pygmy Go	178	2100	-	7
5	Personal Fans	InstaBreeze	230	2600	35	48
6	Personal Fans	Kwickool	300	2200	60	60
7	Personal Fans	Ultima Neo PT	200	2300	25	40
8	Personal Fans	Ultima Neo PW	200	2300	25	40
9	Personal Fans	Ultima Neo Cabin	300	2200	50	75

*Test voltage 230 Volts, A.C., 50 Hz

Domestic Exhaust Fans

Performance figures: Supply voltage 220 – 240 Volts, A.C., 50 Hz

Sr. No.	Category	Model Name	Sweep (mm)	Speed (RPM)	Minimum Air Delivery (Cubic m/min)	Input Power (W)
1	Domestic Exhaust	Jefe	150	1600	150 CMH	25
2	Domestic Exhaust	Jefe Smart	150	1600	150 CMH	25
3	Domestic Exhaust	Maxima DXL	150	1350	270 CMH	24
4	Domestic Exhaust	Maxima DXL	200	1325	500 CMH	31
5	Domestic Exhaust	Maxima DXL	250	1280	800 CMH	36
6	Domestic Exhaust	Maxima DXL	300	1000	1125 CMH	55
7	Domestic Exhaust	Maxima DX G-02	150	1400	210 CMH	24
8	Domestic Exhaust	Maxima HS	150	2675	400 CMH	38
9	Domestic Exhaust	Maxima HS	200	2350	700 CMH	52
10	Domestic Exhaust	Maxio	150	2000	325 CMH	23
11	Domestic Exhaust	Freshee	225	1425	650 CMH	50
12	Domestic Exhaust	Freshee	300	1400	1750 CMH	75
13	Domestic Exhaust	Bahar BBDO	225	1375	575 CMH	42
14	Domestic Exhaust	Bahar	150	2100	600 CMH	52
15	Domestic Exhaust	Bahar	225	1375	575 CMH	42
16	Domestic Exhaust	Bahar	300	1375	1225 CMH	55
17	Domestic Exhaust	Bahar HS	150	2750	-	-
18	Domestic Exhaust	Bahar HS	225	2300	810 CMH	-

*Test voltage 230 Volts, A.C., 50 Hz

Air Circulator Pedestal/Wall Fans

Performance figures: Supply voltage 220 – 240 Volts, A.C, 50 Hz

Sr. No.	Category	Model Name	Sweep (mm)	Speed (RPM)	Minimum Air Delivery (Cubic m/min)	Input Power (W)
1	Air Circulators Wall Fan	Supreme Plus	450	1440	125	100
2	Air Circulators Wall Fan	Supreme Plus	600	1400	250	200
3	Air Circulators Wall Fan	Supreme Plus	750	1440	370	250
4	Air Circulators Pedestal Fan	Supreme Plus	450	1440	125	199
5	Air Circulators Pedestal Fan	Supreme Plus	600	1400	250	200
6	Air Circulators Pedestal Fan	Supreme Plus	750	1440	370	250
7	Air Circulators Wall Fan	Supreme MK II	450	1400	115	100
8	Air Circulators Wall Fan	Supreme MK II	450	1400	115	100

*Test voltage 230 Volts, A.C., 50 Hz

Heavy Duty Industrial Exhaust Fans

Performance figures: Supply voltage 220 – 240 Volts, A.C, 50 Hz

Sr. No.	Category	Model Name	Sweep (mm)	Speed (RPM)	Minimum Air Delivery (Cubic m/min)	Input Power (W)
1	Industrial Exhaust Fans	Supreme DLX ISI	300	900	1145 CMH	55
2	Industrial Exhaust Fans	Supreme DLX ISI	300	1400	1710 CMH	90
3	Industrial Exhaust Fans	Supreme DLX ISI	380	900	2100 CMH	100
4	Industrial Exhaust Fans	Supreme DLX ISI	380	1400	3250 CMH	160
5	Industrial Exhaust Fans	Supreme DLX ISI	450	900	3900 CMH	145
6	Industrial Exhaust Fans	Supreme DLX ISI	450	1400	6120 CMH	410
7	Industrial Exhaust Fans	Supreme DLX ISI	600	900	9400 CMH	550
8	Industrial Exhaust Fans	Supreme Plus	300	900	1145 CMH	55
9	Industrial Exhaust Fans	Supreme Plus	300	1400	1710 CMH	90
10	Industrial Exhaust Fans	Supreme Plus	380	900	2100 CMH	100
11	Industrial Exhaust Fans	Supreme Plus	380	1400	3250 CMH	160
12	Industrial Exhaust Fans	Supreme Plus	450	900	3900 CMH	145
13	Industrial Exhaust Fans	Supreme Plus	450	1400	6120 CMH	250
14	Industrial Exhaust Fans	MaxAir	225	2200	1000 CMH	72
15	Industrial Exhaust Fans	MaxAir	300	1400	1600 CMH	70

*Test voltage 230 Volts, A.C., 50 Hz

Lifestyle Fans

Performance figures: Supply voltage 220 – 240 Volts, A.C., 50 Hz

Sr. No.	Category	Model Name	Sweep (mm)	Speed (RPM)	Minimum Air Delivery (Cubic m/min)	Input Power (W)
1	Lifestyle Fans	Tempesta	-	1600	300 CMH	80
2	Lifestyle Fans	Nuvo	400	1700	50	30
3	Lifestyle Fans	Dominus	350	1150	55	36
4	Lifestyle Fans	Snowvent	-	1360	2500 CMH	130

*Test voltage 230 Volts, A.C., 50 Hz

DISCLAIMERS



ANTI-VIRAL COATING

*Anti-viral coating on the metal part against specified virus. Tested against the virus MS2 Bacteriophage as per ISO 21702 :2019. Concentration reduces by 99% in 24 hours on the metal part.



ANTI-BACTERIAL COATING

§Tested against Escherichia coli & Staphylococcus aureus as per JIS Z 2801 : 2010. The bacteria is destroyed by 99% in 24 hours on the metal part.



ANTI-VIRAL & ANTI-BACTERIAL COATING

§The images are representations which have been used to generally denote bacteria and viruses, and the same do not represent any particular strain/type/genus/variety/species of bacteria or virus.



BYE-BYE DUST

#Fan with Bye-Bye Dust feature retains 0.5% dust against 8.4% dust on other fan.



** ThermaTuff Technology™

AutoHeal™ Capacitor[^] - 1.5X Longer Warranty
[^]Tested as per IS 1709

CorroSafe™ Lacquer - Anti-corrosive^{##}
Protection with 1.5X Longer Warranty
^{##} Tested as per ASTM B117

SurgeProtekt™ Motor- Surge Protection Upto 5kV[#]
[#]Tested as per IEC 61000-4-5

****ThermaTuff Technology™**
^{**}consist of AutoHeal™ Capacitor, SurgeProtekt™ Motor & CorroSafe™ Lacquer. ThermaTuff Technology™ is the TRADEMARK of BAJAJ Electricals Limited.



®The energy-saver mascot is an artwork of Indian Fan Manufacturers Association. The stars shown do not represent the BEE Star Rating of the Bajaj fans showcased here



Electricals

701, Rustomjee Aspiree, Bhanu Shankar Yagnik Marg, Off Eastern Express Highway,
Sion (E), Mumbai - 400 022. Tel.: 022-6218 2300

Free Home Service[^]:

022 4128 0000 | shop.bajajelectricals.com    

 +91 70399 20000

[^]T&C apply. Images of the products shown are for representation purpose only and the actual colour/size may vary.
Please visit: www.bajajelectricals.com/terms-and-conditions/2023